



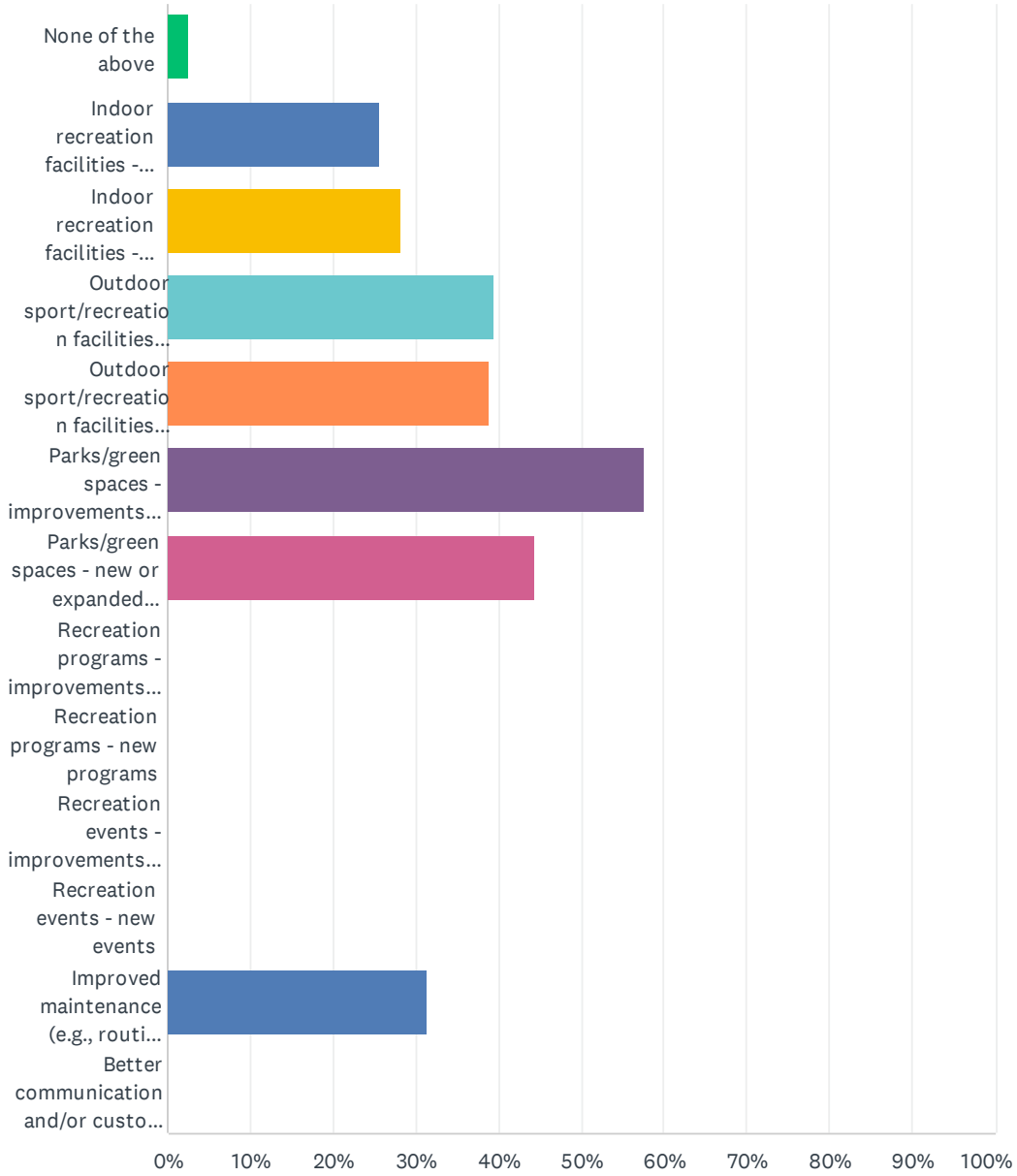
**A-D**

**APPENDICES**

Q1 Please indicate your/your household's top 3 priorities for the Municipality of Trent Hills Parks and Recreation Master Plan. Please note that improvements relate exclusively to municipally-owned facilities, parks/green spaces, and programs/events. Indoor recreation facilities include buildings or spaces that accommodate recreational activities, such as gyms, fitness centres, indoor swimming pools, arenas, and community centres Outdoor sport/recreation facilities include areas designed for sports and other recreational activities conducted outdoors, such as sports fields, basketball courts, outdoor tracks, amphitheatres, and baseball diamonds Parks and green spaces include publicly accessible outdoor areas that provide recreational opportunities and natural environments, including parks, trails, beaches, playgrounds, and open spaces with trees, gardens, etc.

Answered: 160 Skipped: 0

# Municipality of Trent Hills Parks and Recreation Master Plan Public Online Survey

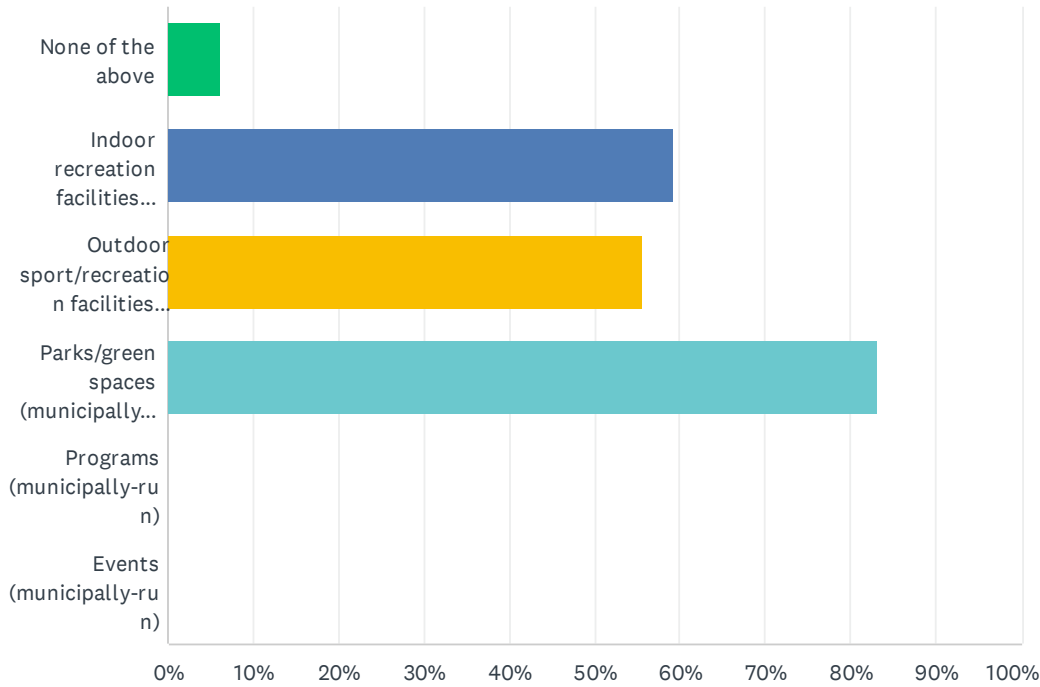


Municipality of Trent Hills Parks and Recreation Master Plan Public Online Survey

ANSWER CHOICES	RESPONSES	
None of the above	2.50%	4
Indoor recreation facilities - improvements to existing facilities	25.62%	41
Indoor recreation facilities - new or expanded facilities	28.13%	45
Outdoor sport/recreation facilities - improvements to existing facilities	39.38%	63
Outdoor sport/recreation facilities - new or expanded facilities	38.75%	62
Parks/green spaces - improvements to existing parks/green spaces	57.50%	92
Parks/green spaces - new or expanded parks/green spaces	44.38%	71
Recreation programs - improvements to existing programs	0.00%	0
Recreation programs - new programs	0.00%	0
Recreation events - improvements to existing events	0.00%	0
Recreation events - new events	0.00%	0
Improved maintenance (e.g., routine cleaning, facility repairs)	31.25%	50
Better communication and/or customer service (i.e., sharing information with residents of the municipality about available facilities and programming)	0.00%	0
Total Respondents: 160		

## Q2 Which of the following do you/does your household attend/use in Trent Hills?

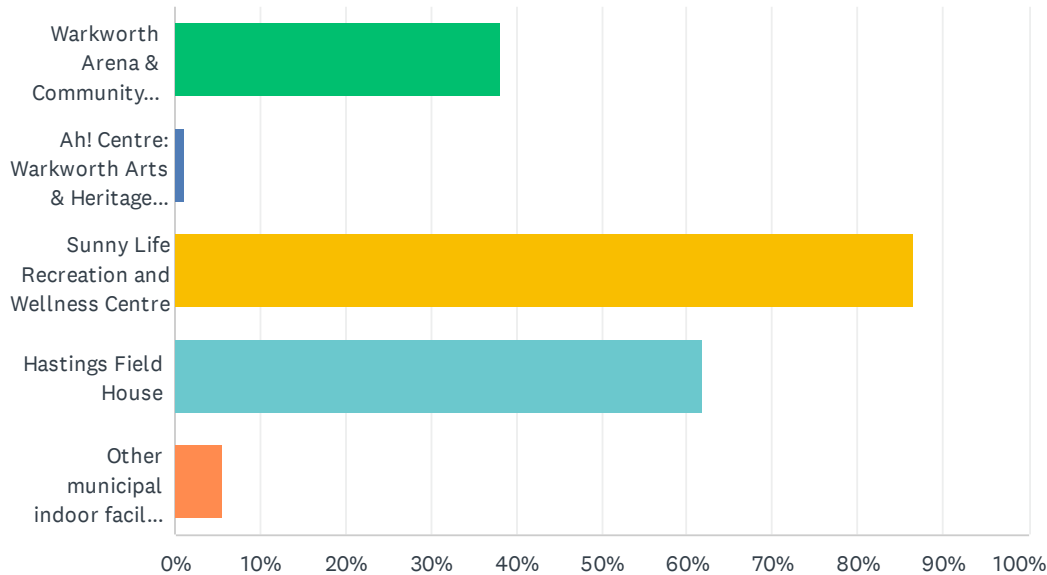
Answered: 160 Skipped: 0



ANSWER CHOICES	RESPONSES	
None of the above	6.25%	10
Indoor recreation facilities (municipally-owned)	59.38%	95
Outdoor sport/recreation facilities (municipally-owned)	55.63%	89
Parks/green spaces (municipally-owned)	83.13%	133
Programs (municipally-run)	0.00%	0
Events (municipally-run)	0.00%	0
Total Respondents: 160		

### Q3 Which of the following municipally-owned facilities do you or members of your household use? (Select all that apply).

Answered: 89 Skipped: 71

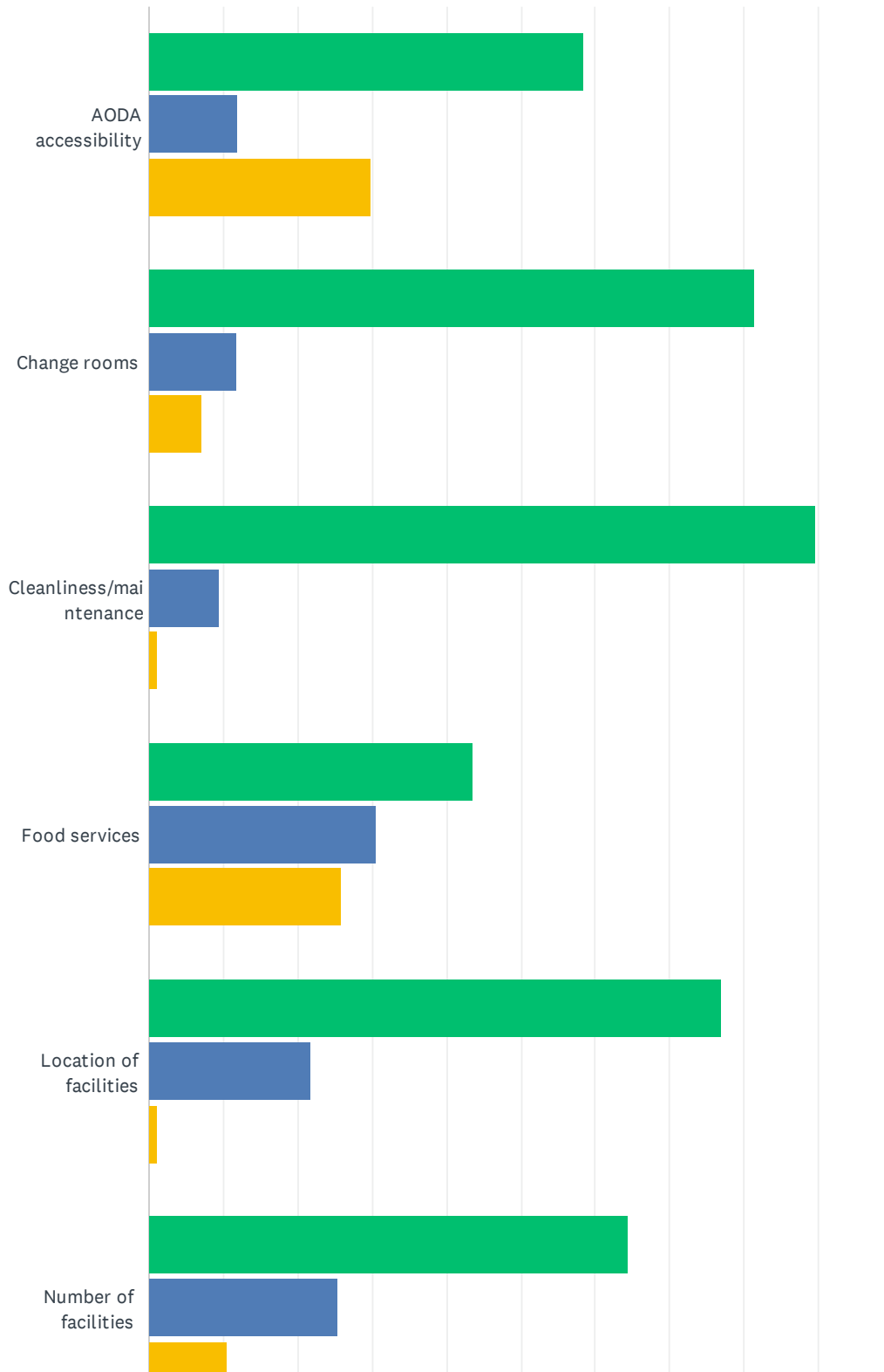


ANSWER CHOICES	RESPONSES
Warkworth Arena & Community Centre	38.20% 34
Ah! Centre: Warkworth Arts & Heritage Centre	1.12% 1
Sunny Life Recreation and Wellness Centre	86.52% 77
Hastings Field House	61.80% 55
Other municipal indoor facility (please specify):	5.62% 5
Total Respondents: 89	

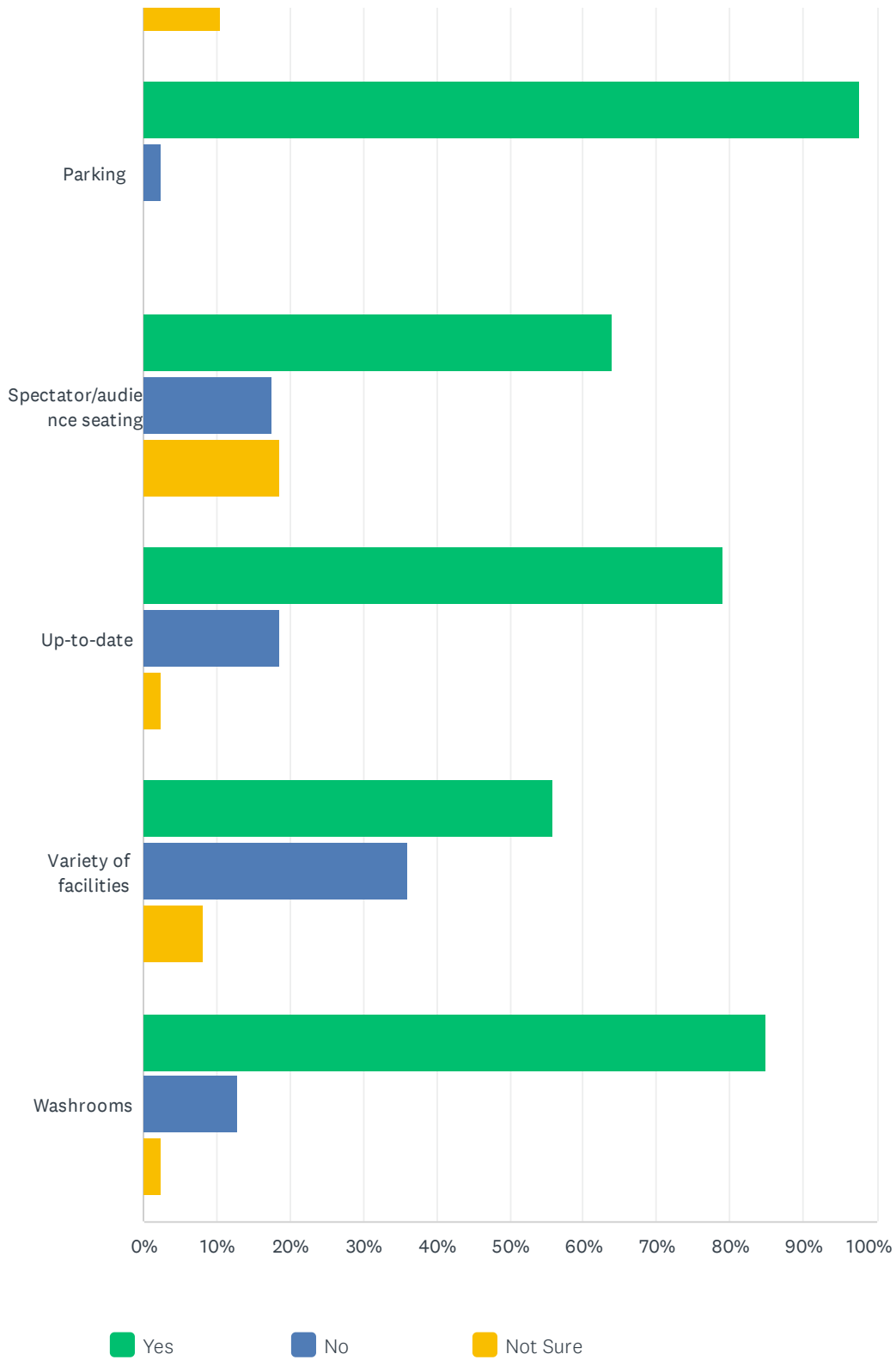
#	OTHER MUNICIPAL INDOOR FACILITY (PLEASE SPECIFY):	DATE
1	Campbellford curling club	7/11/2025 11:52 AM
2	Hastings library	7/11/2025 10:15 AM
3	Warkworth ball diamond	6/30/2025 6:35 AM
4	The library/Early ON	6/28/2025 8:38 PM
5	baseball diamond	6/28/2025 8:56 AM

### Q4 Are your household's needs met in relation to the following aspects of municipally-owned indoor recreation facilities (e.g., arenas, community centres, gyms) in Trent Hills?

Answered: 88 Skipped: 72



# Municipality of Trent Hills Parks and Recreation Master Plan Public Online Survey



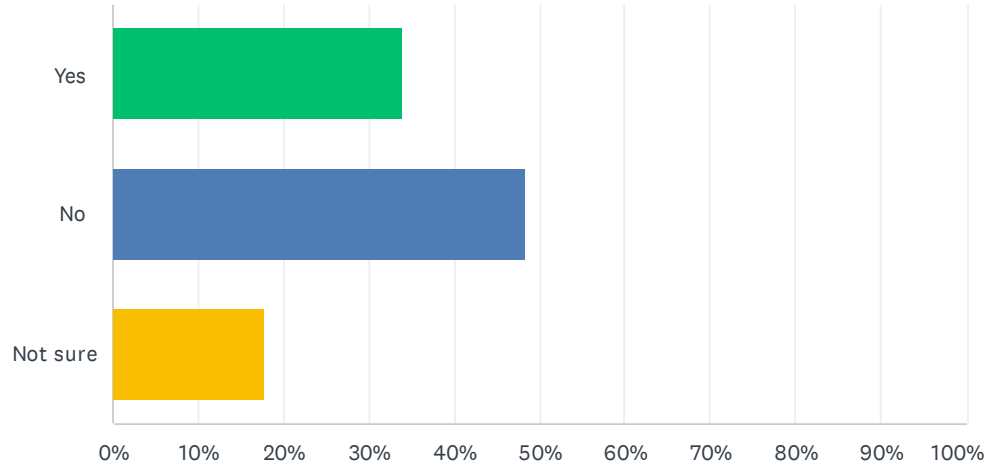
Municipality of Trent Hills Parks and Recreation Master Plan Public Online Survey

	YES	NO	NOT SURE	TOTAL
AODA accessibility	58.33% 49	11.90% 10	29.76% 25	84
Change rooms	81.40% 70	11.63% 10	6.98% 6	86
Cleanliness/maintenance	89.53% 77	9.30% 8	1.16% 1	86
Food services	43.53% 37	30.59% 26	25.88% 22	85
Location of facilities	77.01% 67	21.84% 19	1.15% 1	87
Number of facilities	64.37% 56	25.29% 22	10.34% 9	87
Parking	97.65% 83	2.35% 2	0.00% 0	85
Spectator/audience seating	63.95% 55	17.44% 15	18.60% 16	86
Up-to-date	79.07% 68	18.60% 16	2.33% 2	86
Variety of facilities	55.81% 48	36.05% 31	8.14% 7	86
Washrooms	84.88% 73	12.79% 11	2.33% 2	86

#	OTHER (PLEASE SPECIFY)	DATE
1	A coffee/juice bar at the Sunny Life Ctre is desired by the members.	7/15/2025 8:17 AM
2	staff	7/12/2025 6:37 PM
3	Year round indoor Year round indoor pickleball required and it would be nice to be included in the YMCA membership fee. Last year Hastings Field house could not accommodate the numbers wishing to play daily, rendering the cost of membership a waste of money for some.	7/11/2025 3:28 PM
4	Not enough choice and variety in Hastings for recreation. Have to leave town to play ball, weight workout, swimming, and many other recreational activities	7/11/2025 11:52 AM
5	Accessibility to pool change rooms could be better for wheelchair users	7/4/2025 9:18 PM
6	Need a gymnastics centre	7/3/2025 10:24 AM
7	Need a second ball diamond	6/28/2025 8:56 AM

## Q5 Do you/does your household think additional/expanded indoor recreation facilities are needed in Trent Hills?

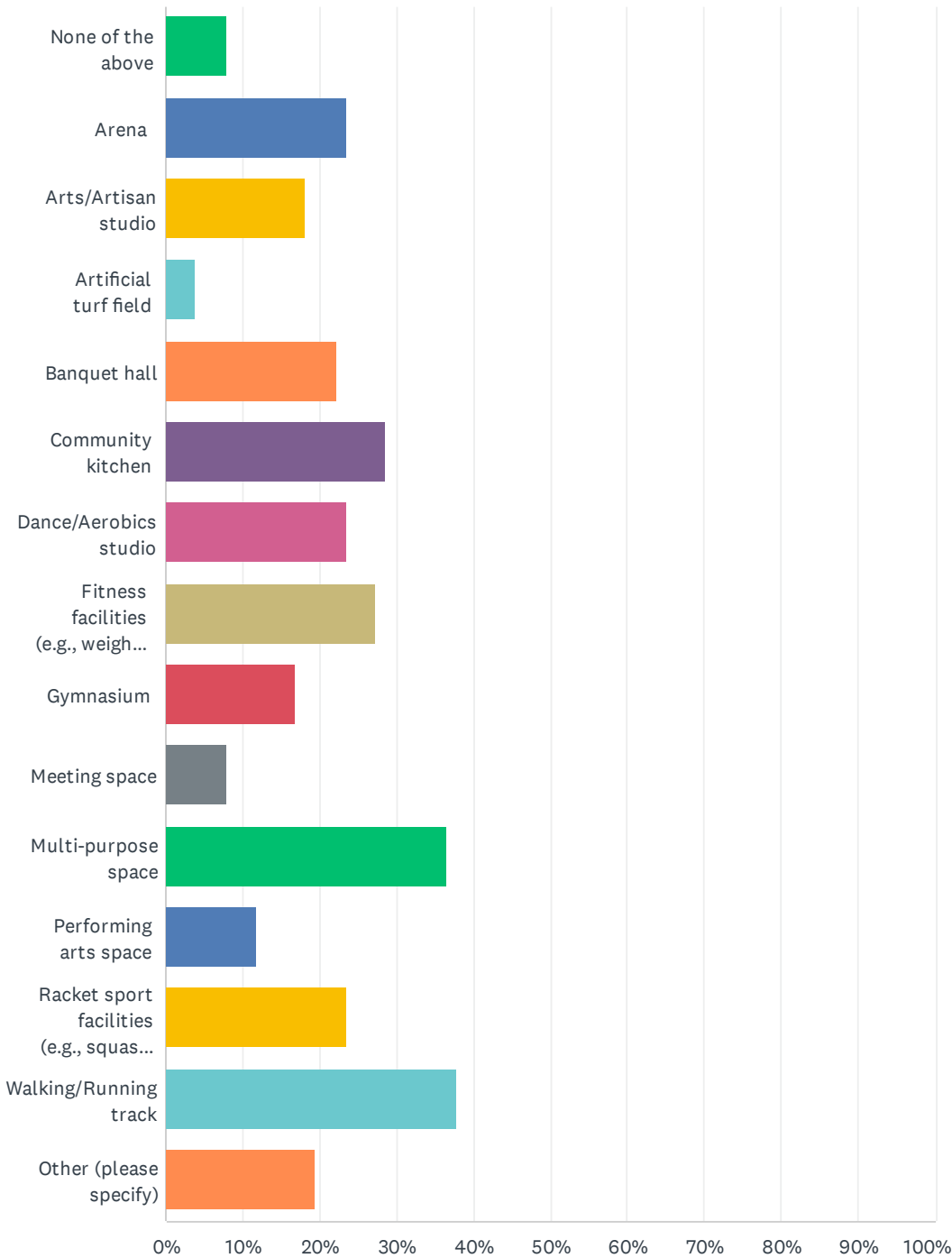
Answered: 153 Skipped: 7



ANSWER CHOICES	RESPONSES	
Yes	33.99%	52
No	48.37%	74
Not sure	17.65%	27
<b>TOTAL</b>		<b>153</b>

**Q6 Considering the need to balance community interests with budget-conscious decision making, do you or any members of your household believe any of the following indoor recreation facilities will need to be added or expanded in Trent Hills over the next 20 years? (Select up to 5).**

Answered: 77 Skipped: 83



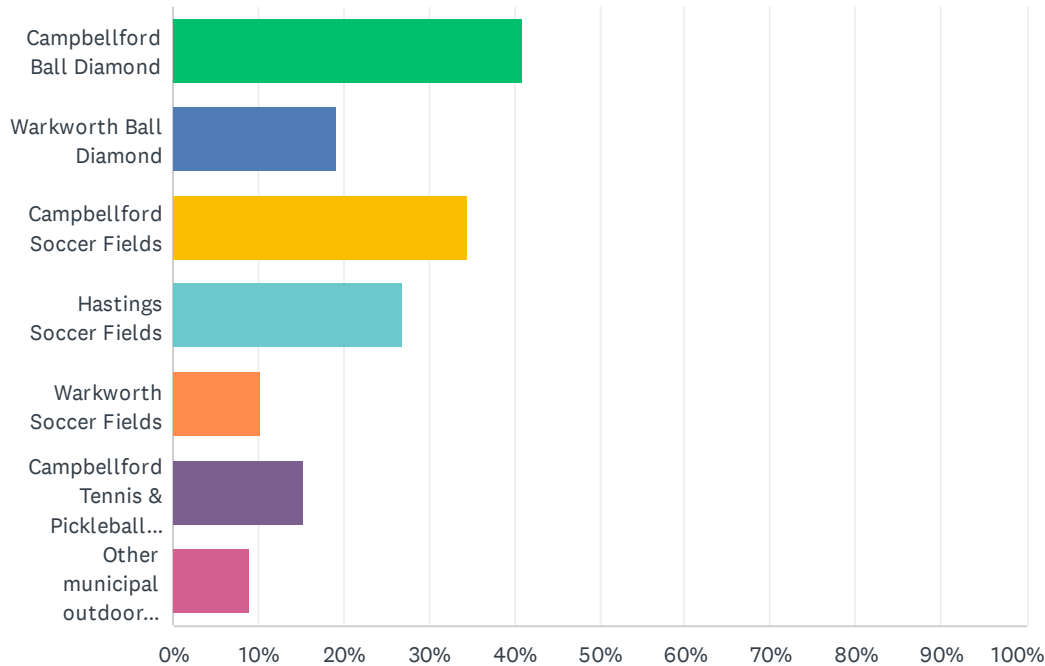
Municipality of Trent Hills Parks and Recreation Master Plan Public Online Survey

ANSWER CHOICES	RESPONSES
None of the above	7.79% 6
Arena	23.38% 18
Arts/Artisan studio	18.18% 14
Artificial turf field	3.90% 3
Banquet hall	22.08% 17
Community kitchen	28.57% 22
Dance/Aerobics studio	23.38% 18
Fitness facilities (e.g., weights rooms, cardio rooms, etc.)	27.27% 21
Gymnasium	16.88% 13
Meeting space	7.79% 6
Multi-purpose space	36.36% 28
Performing arts space	11.69% 9
Racket sport facilities (e.g., squash, racquetball) - not including those played in a multi-purpose gymnasium	23.38% 18
Walking/Running track	37.66% 29
Other (please specify)	19.48% 15
Total Respondents: 77	

#	OTHER (PLEASE SPECIFY)	DATE
1	Basketball, reciprocity with membership between the Fieldhouse and the Y	7/14/2025 3:47 PM
2	Pool	7/14/2025 11:15 AM
3	Pool	7/13/2025 12:40 PM
4	Pickleball courts	7/11/2025 3:29 PM
5	Swimming pool	7/11/2025 11:54 AM
6	Splash park	7/11/2025 10:59 AM
7	Campbellford Curling & Racquet Club	7/3/2025 9:00 PM
8	Gymnastics centre	7/3/2025 10:24 AM
9	I think the municipality should support the curling club.	7/3/2025 9:51 AM
10	Kid friendly rec - ie indoor trampoline or climbing, gymnastics	7/2/2025 7:20 AM
11	Splash pad in Hastings. Getting to Campbellford to access YMCA or splash pad not good. Outdoor pickleball courts at Hastings Fieldhouse.	6/30/2025 10:19 PM
12	Splash pad for warkworth ontario	6/29/2025 10:39 PM
13	- spa facilities (sauna, steam room) , and Pilates with reformer	6/29/2025 8:13 AM
14	Swimming pool	6/28/2025 10:48 AM
15	Subsidize housing	6/27/2025 9:46 PM

## Q7 Which of the following municipally-owned outdoor sports facilities do you or members of your household use? (Select all that apply).

Answered: 78 Skipped: 82



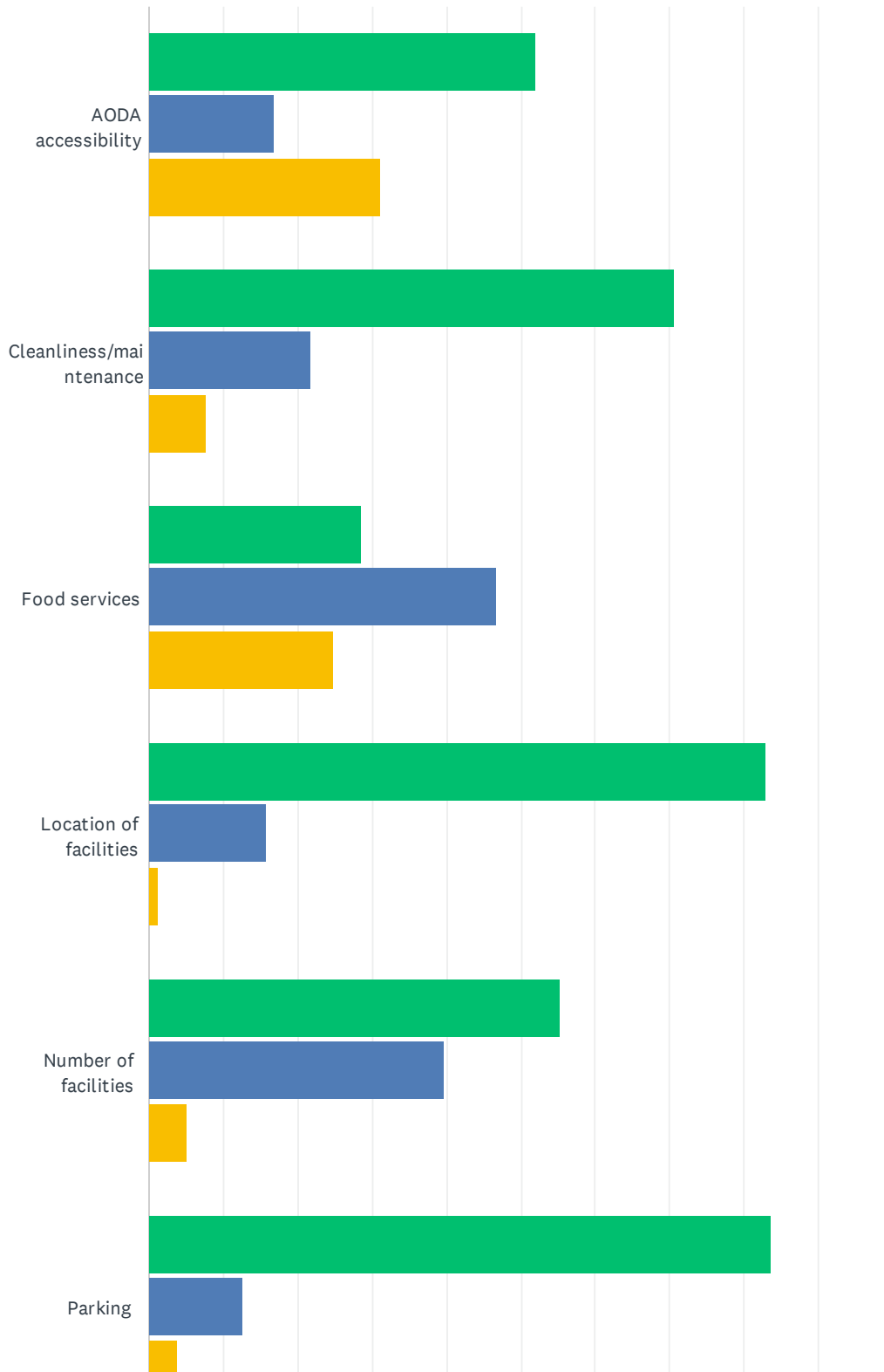
ANSWER CHOICES	RESPONSES
Campbellford Ball Diamond	41.03% 32
Warkworth Ball Diamond	19.23% 15
Campbellford Soccer Fields	34.62% 27
Hastings Soccer Fields	26.92% 21
Warkworth Soccer Fields	10.26% 8
Campbellford Tennis & Pickleball Courts	15.38% 12
Other municipal outdoor organized sports facility (please specify):	8.97% 7
Total Respondents: 78	

#	OTHER MUNICIPAL OUTDOOR ORGANIZED SPORTS FACILITY (PLEASE SPECIFY):	DATE
1	We golf. A dog park is needed.	7/15/2025 8:28 AM
2	Ferris park	7/14/2025 11:44 AM
3	Hastings park	7/11/2025 10:18 AM
4	None	7/5/2025 10:30 AM
5	Splash pad, outdoor pool	6/30/2025 12:22 PM
6	Parks	6/29/2025 10:23 PM

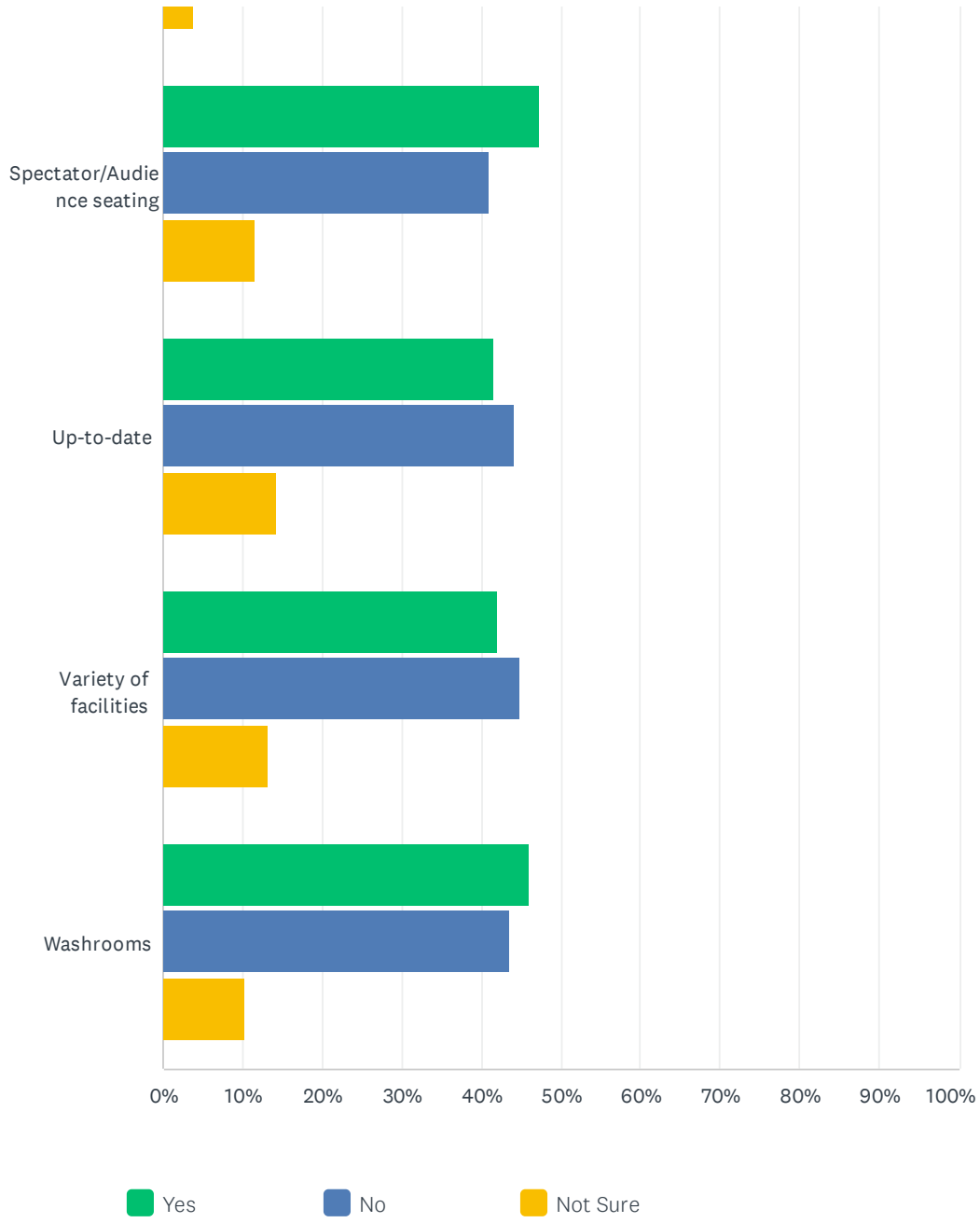


### Q8 Are your household's needs met in relation to the following aspects of municipally-owned outdoor sport/recreation facilities (e.g., baseball diamonds, soccer fields) in Trent Hills?

Answered: 79 Skipped: 81



# Municipality of Trent Hills Parks and Recreation Master Plan Public Online Survey

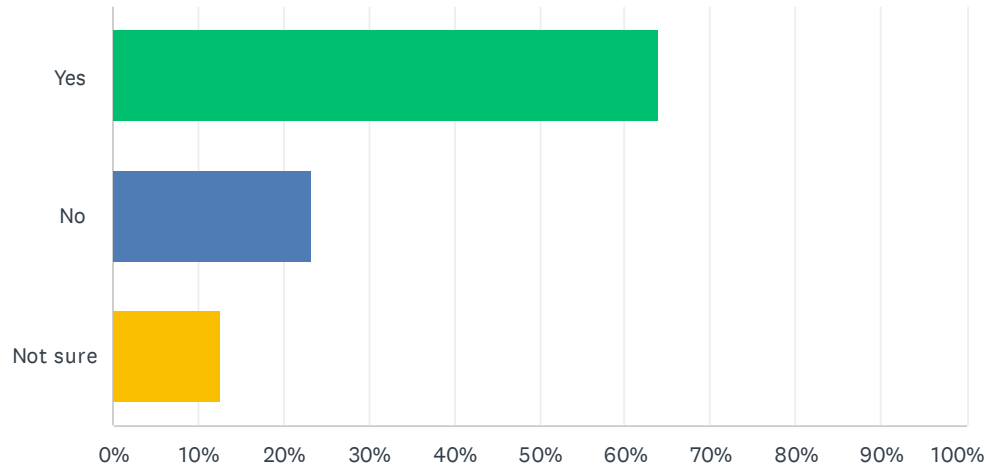


Municipality of Trent Hills Parks and Recreation Master Plan Public Online Survey

	YES	NO	NOT SURE	TOTAL
AODA accessibility	51.95% 40	16.88% 13	31.17% 24	77
Cleanliness/maintenance	70.51% 55	21.79% 17	7.69% 6	78
Food services	28.57% 22	46.75% 36	24.68% 19	77
Location of facilities	82.89% 63	15.79% 12	1.32% 1	76
Number of facilities	55.13% 43	39.74% 31	5.13% 4	78
Parking	83.54% 66	12.66% 10	3.80% 3	79
Spectator/Audience seating	47.44% 37	41.03% 32	11.54% 9	78
Up-to-date	41.56% 32	44.16% 34	14.29% 11	77
Variety of facilities	42.11% 32	44.74% 34	13.16% 10	76
Washrooms	46.15% 36	43.59% 34	10.26% 8	78

## Q9 Do you or members of your household think additional/expanded outdoor sport/recreation facilities are needed in Trent Hills?

Answered: 150 Skipped: 10

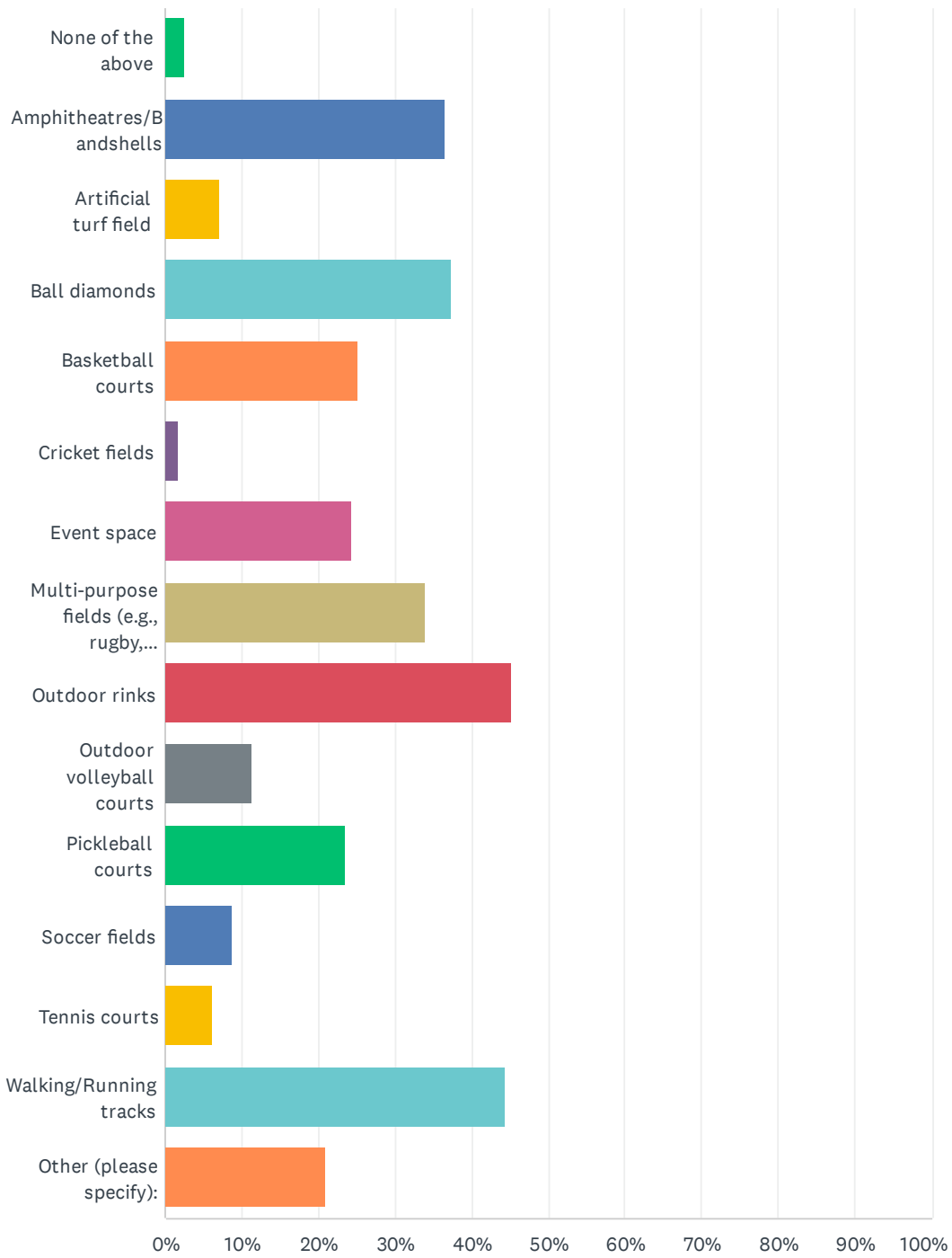


ANSWER CHOICES	RESPONSES	
Yes	64.00%	96
No	23.33%	35
Not sure	12.67%	19
<b>TOTAL</b>		<b>150</b>

Q10 Considering the need to balance community interests with budget-conscious decision making, do you or any members your household believe any of the following outdoor sport/recreation facilities will need to be added or expanded in Trent Hills over the next 20 years? (Select up to 5).

Answered: 115 Skipped: 45

# Municipality of Trent Hills Parks and Recreation Master Plan Public Online Survey



Municipality of Trent Hills Parks and Recreation Master Plan Public Online Survey

ANSWER CHOICES	RESPONSES
None of the above	2.61% 3
Amphitheatres/Bandshells	36.52% 42
Artificial turf field	6.96% 8
Ball diamonds	37.39% 43
Basketball courts	25.22% 29
Cricket fields	1.74% 2
Event space	24.35% 28
Multi-purpose fields (e.g., rugby, football, lacrosse, field hockey)	33.91% 39
Outdoor rinks	45.22% 52
Outdoor volleyball courts	11.30% 13
Pickleball courts	23.48% 27
Soccer fields	8.70% 10
Tennis courts	6.09% 7
Walking/Running tracks	44.35% 51
Other (please specify):	20.87% 24
Total Respondents: 115	

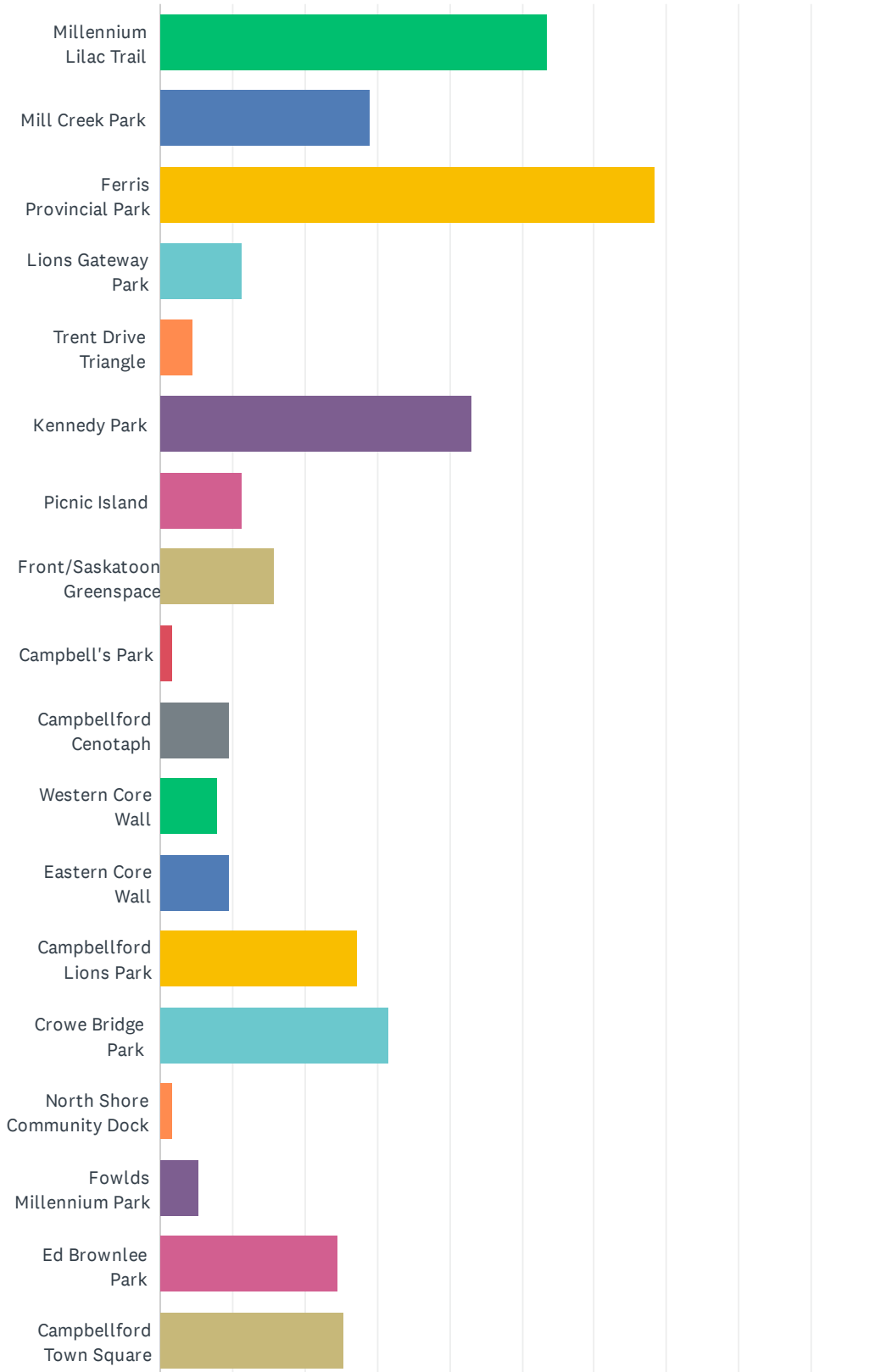
#	OTHER (PLEASE SPECIFY):	DATE
1	A dog park in town where we can take our dogs & walk & play with them off-leash.	7/15/2025 8:30 AM
2	outdoor pool	7/14/2025 11:33 AM
3	Pool	7/14/2025 11:15 AM
4	Hastings splash pad	7/13/2025 11:07 PM
5	Splash pad	7/13/2025 12:41 PM
6	Additional pickleball courts required and the lines need to be repainted. The lines were painted light blue on dark blue which is not bold enough to be seen.	7/11/2025 3:33 PM
7	Outdoor pool	7/5/2025 9:22 AM
8	Dog Park (easily accessible year-round!)	7/4/2025 8:26 AM
9	Splash pad in Hastings	7/3/2025 7:40 PM
10	Community gardens	7/3/2025 3:20 PM
11	Children's playground across from library	7/2/2025 4:13 PM
12	Disc golf	7/2/2025 7:23 AM
13	Water park for children in Warkworth	7/1/2025 10:08 AM
14	Dog park	7/1/2025 7:55 AM
15	More free/affordable conveniently located facilities	6/30/2025 12:24 PM
16	Community Gardens	6/30/2025 8:14 AM
17	a proper, free dog park	6/29/2025 11:35 PM

## Municipality of Trent Hills Parks and Recreation Master Plan Public Online Survey

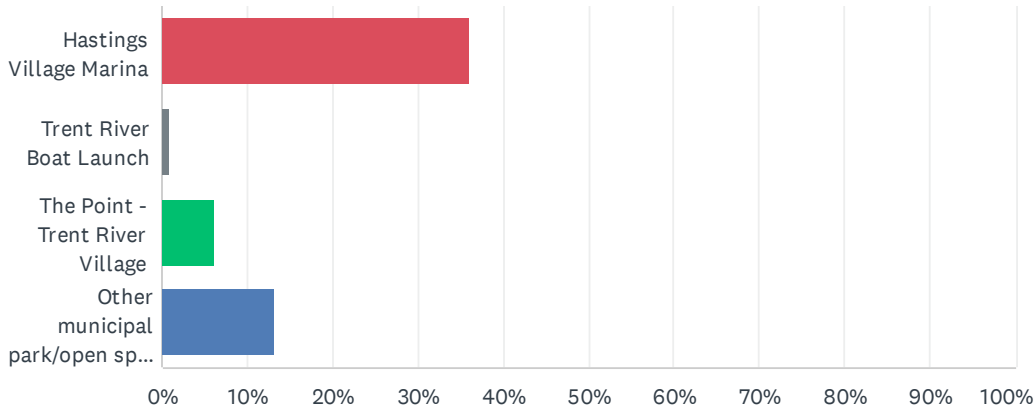
18	Splash pad in warkworth	6/29/2025 10:40 PM
19	Trails	6/29/2025 10:24 PM
20	Dog park	6/28/2025 6:43 PM
21	Out door swimming pool	6/28/2025 12:01 PM
22	Seimming	6/28/2025 10:49 AM
23	Splash pads	6/27/2025 9:50 PM
24	Services for disability community	6/27/2025 9:48 PM

# Q11 Which of the following municipally-owned parks/and open spaces do you or members of your household use? (Select all that apply).

Answered: 114 Skipped: 46



# Municipality of Trent Hills Parks and Recreation Master Plan Public Online Survey



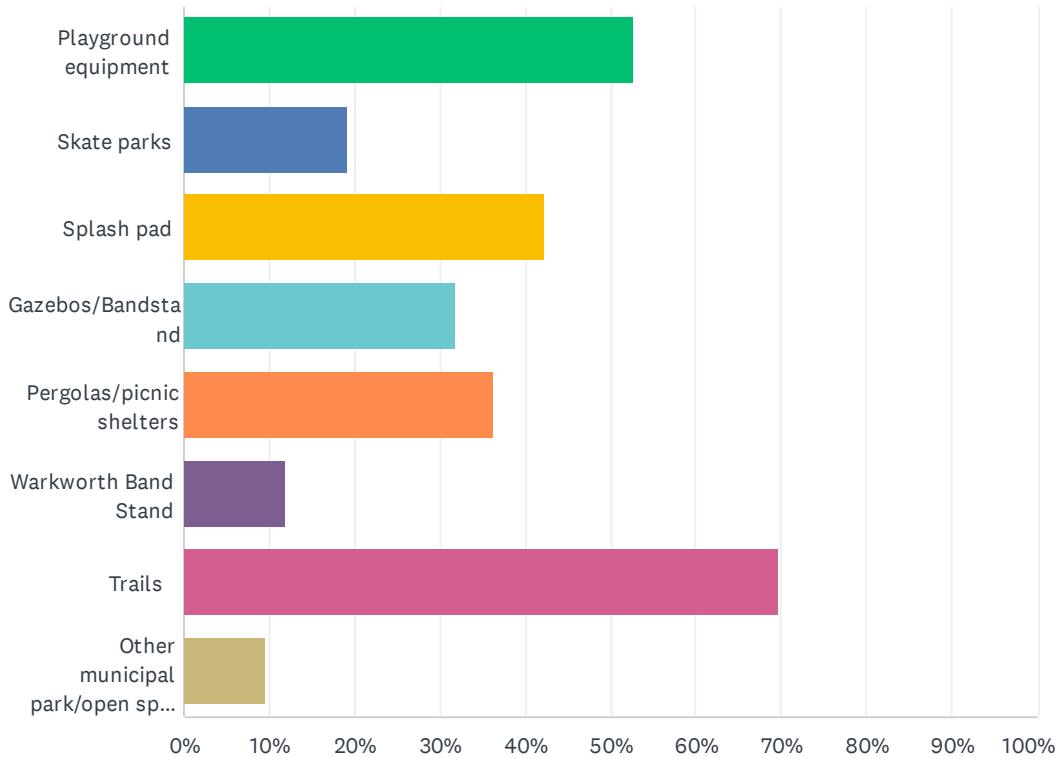
ANSWER CHOICES	RESPONSES	
Millennium Lilac Trail	53.51%	61
Mill Creek Park	28.95%	33
Ferris Provincial Park	68.42%	78
Lions Gateway Park	11.40%	13
Trent Drive Triangle	4.39%	5
Kennedy Park	42.98%	49
Picnic Island	11.40%	13
Front/Saskatoon Greenspace	15.79%	18
Campbell's Park	1.75%	2
Campbellford Cenotaph	9.65%	11
Western Core Wall	7.89%	9
Eastern Core Wall	9.65%	11
Campbellford Lions Park	27.19%	31
Crowe Bridge Park	31.58%	36
North Shore Community Dock	1.75%	2
Fowlds Millennium Park	5.26%	6
Ed Brownlee Park	24.56%	28
Campbellford Town Square	25.44%	29
Hastings Village Marina	35.96%	41
Trent River Boat Launch	0.88%	1
The Point - Trent River Village	6.14%	7
Other municipal park/open space (please specify)	13.16%	15
<b>Total Respondents: 114</b>		

Municipality of Trent Hills Parks and Recreation Master Plan Public Online Survey

#	OTHER MUNICIPAL PARK/OPEN SPACE (PLEASE SPECIFY)	DATE
1	North shore in Hastings and the Ball Park in Hastings	7/14/2025 3:45 PM
2	gazebo Hastings	7/11/2025 11:43 AM
3	Hastings Lang Trans Canada Trail	7/3/2025 9:09 PM
4	Playground area near Fieldhouse	7/3/2025 7:47 PM
5	Seymore park and quarry	7/3/2025 6:36 PM
6	Hillside Park	7/3/2025 4:46 PM
7	Hillside Park	7/3/2025 3:23 PM
8	Ranney-Bridge St. park	7/3/2025 9:55 AM
9	Trail towards Peterborough. The trail from Hastings to Campbellford is not well kept and hard to bike ride.	6/30/2025 10:22 PM
10	Hillside gardens	6/28/2025 6:47 PM
11	Trans Canada Trail	6/28/2025 11:00 AM
12	See	6/28/2025 10:53 AM
13	Old mill park	6/27/2025 8:30 PM
14	The Village Green Hastings	6/27/2025 7:54 PM
15	Hillside Garden	6/27/2025 3:48 PM

## Q12 Which of the following municipally-owned park amenities do you or members of your household use? (Select all that apply).

Answered: 135 Skipped: 25



ANSWER CHOICES	RESPONSES	
Playground equipment	52.59%	71
Skate parks	19.26%	26
Splash pad	42.22%	57
Gazebos/Bandstand	31.85%	43
Pergolas/picnic shelters	36.30%	49
Warkworth Band Stand	11.85%	16
Trails	69.63%	94
Other municipal park/open space (please specify)	9.63%	13
Total Respondents: 135		

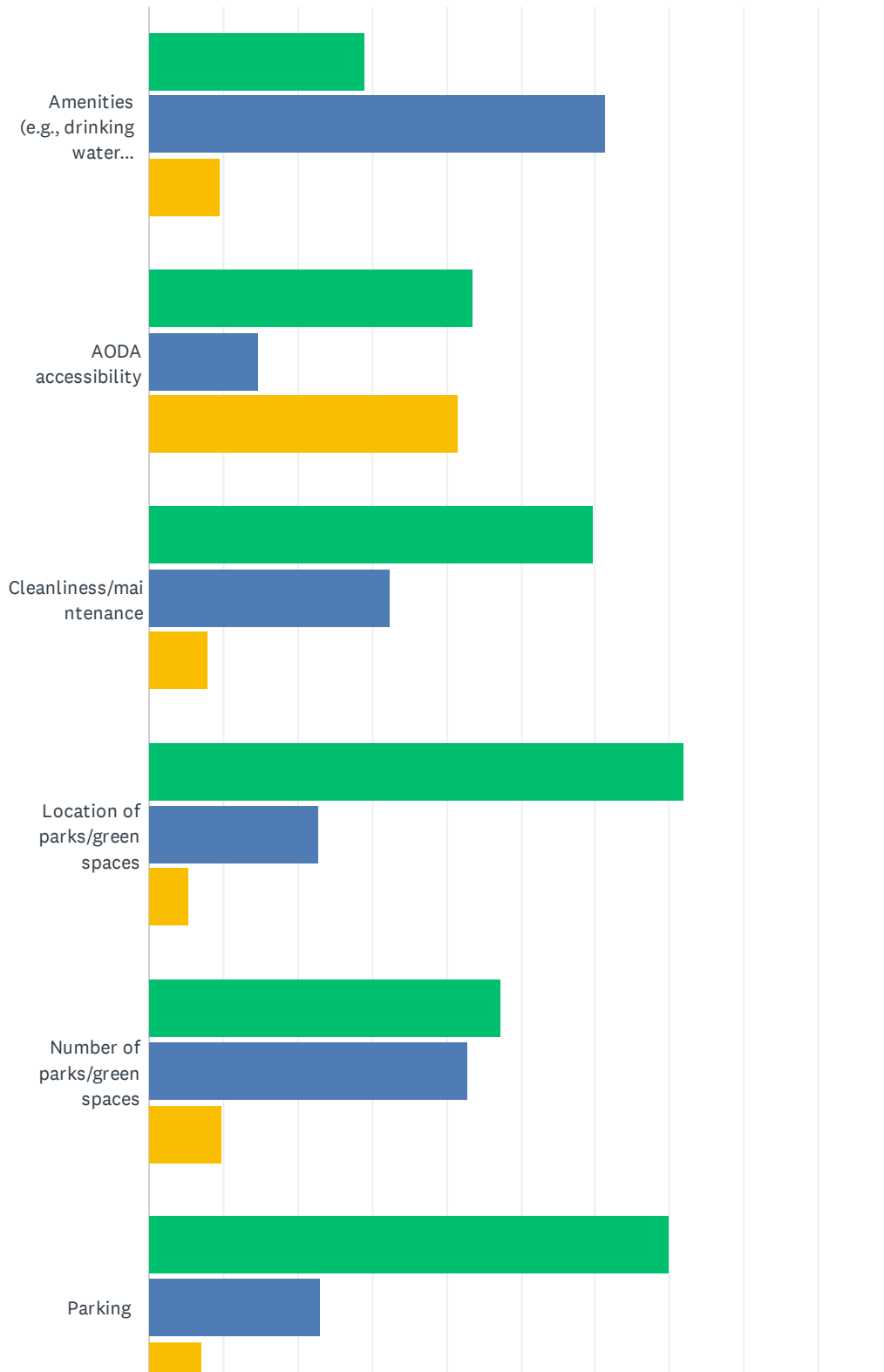
#	OTHER MUNICIPAL PARK/OPEN SPACE (PLEASE SPECIFY)	DATE
1	beach - Hastings	7/14/2025 3:45 PM
2	Dog Park	7/12/2025 9:57 PM
3	Outdoor rink	7/11/2025 8:12 PM

## Municipality of Trent Hills Parks and Recreation Master Plan Public Online Survey

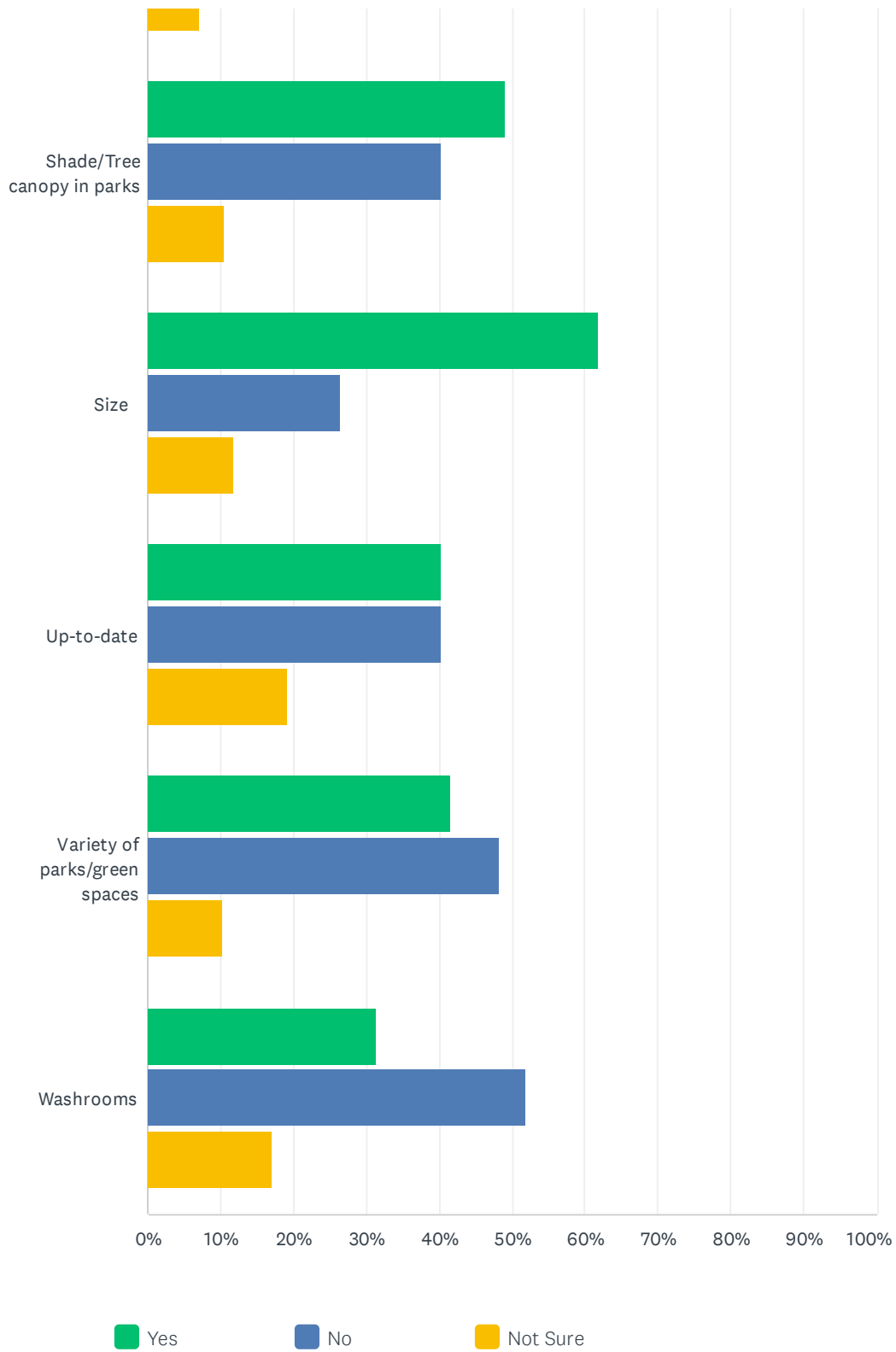
4	Ed Brownlee Park Hastings	7/11/2025 11:43 AM
5	Trail around canal	7/11/2025 11:21 AM
6	Hastings Outdoor Ice Rink	7/10/2025 6:10 PM
7	Community Garden	7/10/2025 1:48 PM
8	Mary west park Campbellford	7/3/2025 6:36 PM
9	Hillside Park	7/3/2025 3:23 PM
10	None	7/3/2025 10:39 AM
11	Benches, picnic tables	6/30/2025 12:28 PM
12	No	6/29/2025 11:02 PM
13	Dog park	6/27/2025 3:48 PM

### Q13 Are your household's needs met in relation to the following aspects of municipally-owned parks and/or green spaces (e.g., pavilions, trails, playgrounds) in Trent Hills?

Answered: 115 Skipped: 45



# Municipality of Trent Hills Parks and Recreation Master Plan Public Online Survey

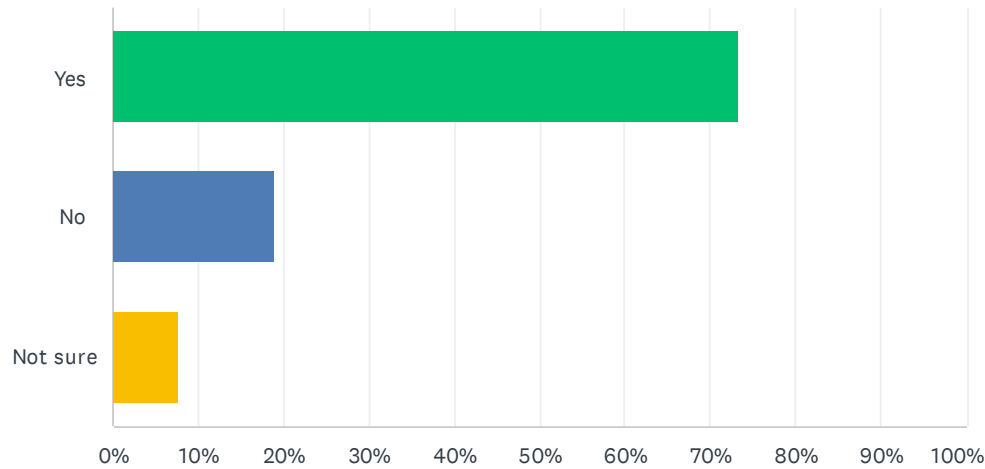


Municipality of Trent Hills Parks and Recreation Master Plan Public Online Survey

	YES	NO	NOT SURE	TOTAL
Amenities (e.g., drinking water fountains, seating, waste receptacles)	28.95% 33	61.40% 70	9.65% 11	114
AODA accessibility	43.52% 47	14.81% 16	41.67% 45	108
Cleanliness/maintenance	59.65% 68	32.46% 37	7.89% 9	114
Location of parks/green spaces	71.93% 82	22.81% 26	5.26% 6	114
Number of parks/green spaces	47.32% 53	42.86% 48	9.82% 11	112
Parking	69.91% 79	23.01% 26	7.08% 8	113
Shade/Tree canopy in parks	49.12% 56	40.35% 46	10.53% 12	114
Size	61.82% 68	26.36% 29	11.82% 13	110
Up-to-date	40.37% 44	40.37% 44	19.27% 21	109
Variety of parks/green spaces	41.67% 45	48.15% 52	10.19% 11	108
Washrooms	31.25% 35	51.79% 58	16.96% 19	112

### Q14 Do you or any members of your household think additional/expanded park/green space facilities/spaces (e.g., disc golf courses, dog parks, playgrounds) are needed in Trent Hills?

Answered: 143 Skipped: 17

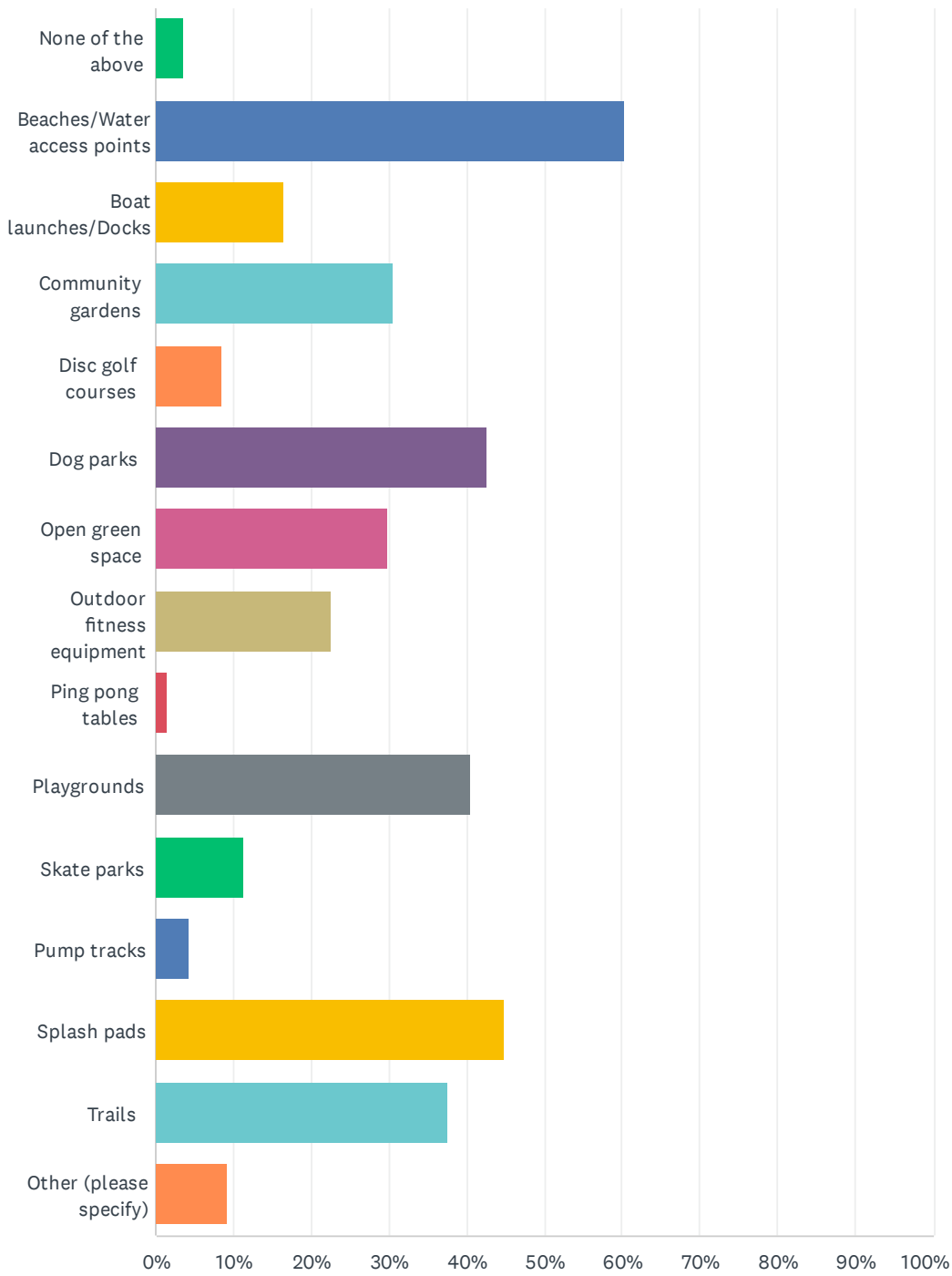


ANSWER CHOICES	RESPONSES	
Yes	73.43%	105
No	18.88%	27
Not sure	7.69%	11
<b>TOTAL</b>		<b>143</b>

**Q15 Considering the need to balance community interests with budget-conscious decision making, do you or any members of your household believe any of the following park attributes and comfort amenities will need to be added or expanded in Trent Hills over the next 20 years? (Select up to 5).**

Answered: 141 Skipped: 19

# Municipality of Trent Hills Parks and Recreation Master Plan Public Online Survey



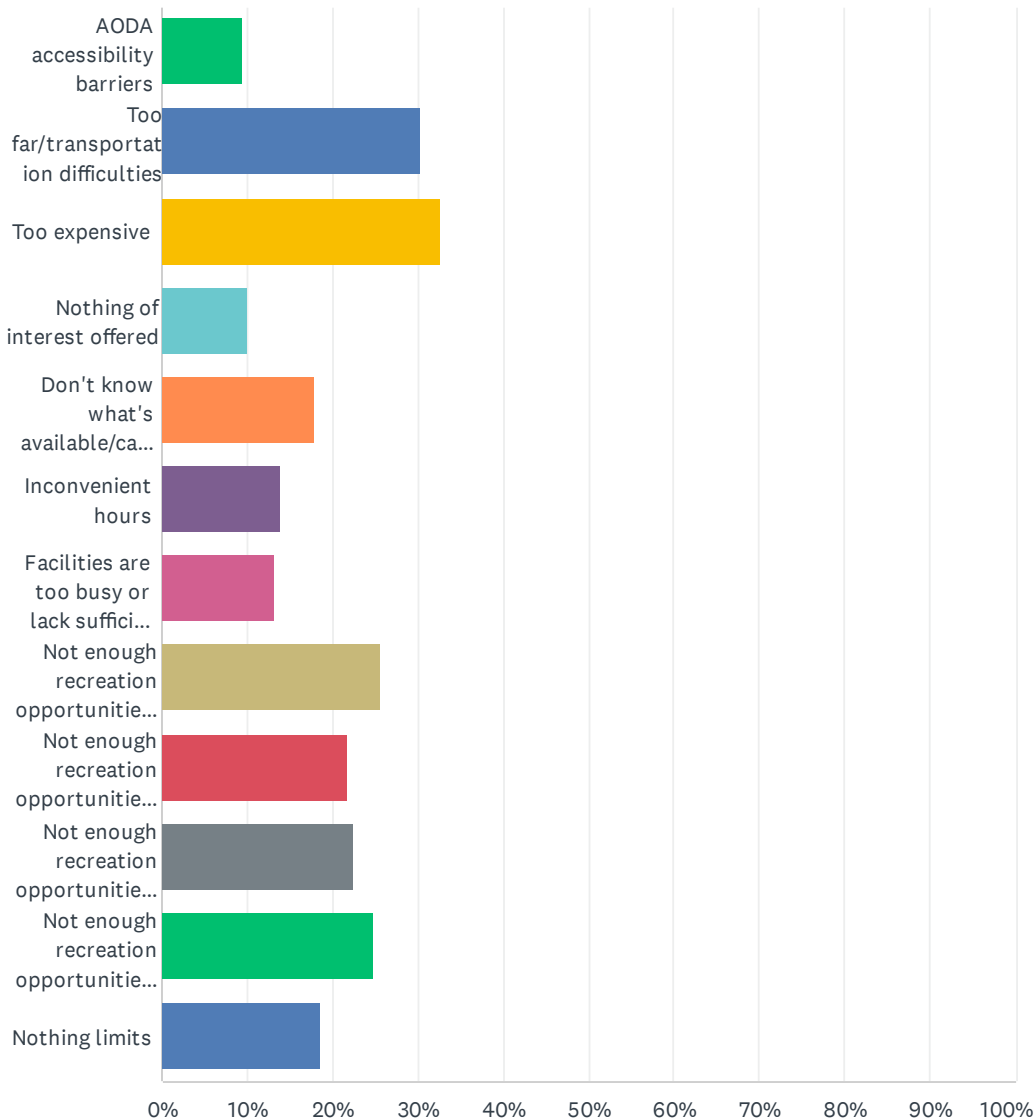
Municipality of Trent Hills Parks and Recreation Master Plan Public Online Survey

ANSWER CHOICES	RESPONSES	
None of the above	3.55%	5
Beaches/Water access points	60.28%	85
Boat launches/Docks	16.31%	23
Community gardens	30.50%	43
Disc golf courses	8.51%	12
Dog parks	42.55%	60
Open green space	29.79%	42
Outdoor fitness equipment	22.70%	32
Ping pong tables	1.42%	2
Playgrounds	40.43%	57
Skate parks	11.35%	16
Pump tracks	4.26%	6
Splash pads	44.68%	63
Trails	37.59%	53
Other (please specify)	9.22%	13
Total Respondents: 141		

#	OTHER (PLEASE SPECIFY)	DATE
1	municipal golf pitch & putt course	7/15/2025 8:37 AM
2	trees	7/14/2025 3:46 PM
3	Combine the recreational facilities under one umbrella so you aren't paying for 2 memberships to play pickeball and have a swim.	7/12/2025 11:18 AM
4	Outdoor rink	7/11/2025 8:13 PM
5	Washrooms	7/11/2025 8:06 PM
6	Picnic tables around canal	7/11/2025 11:22 AM
7	water bottle filling stations	7/3/2025 4:00 PM
8	bathrooms. NOT outhouses	7/3/2025 3:38 PM
9	Donated land across from library needs to be serviced with playground for the children afterall it was donated to the city for the soul purpose of children	7/2/2025 4:18 PM
10	Hastings needs better access to water for kayaking, better outdoor options for pickleball and a splash pad and better park for kids.	6/30/2025 10:24 PM
11	Natural playground	6/29/2025 7:13 PM
12	bandshell	6/28/2025 10:00 AM
13	More locations for subsidized housing	6/27/2025 9:50 PM

### Q16 Which of the following factors, if any, prevents or limits members of your household from participating in recreation opportunities? (Select all that apply.)

Answered: 129 Skipped: 31



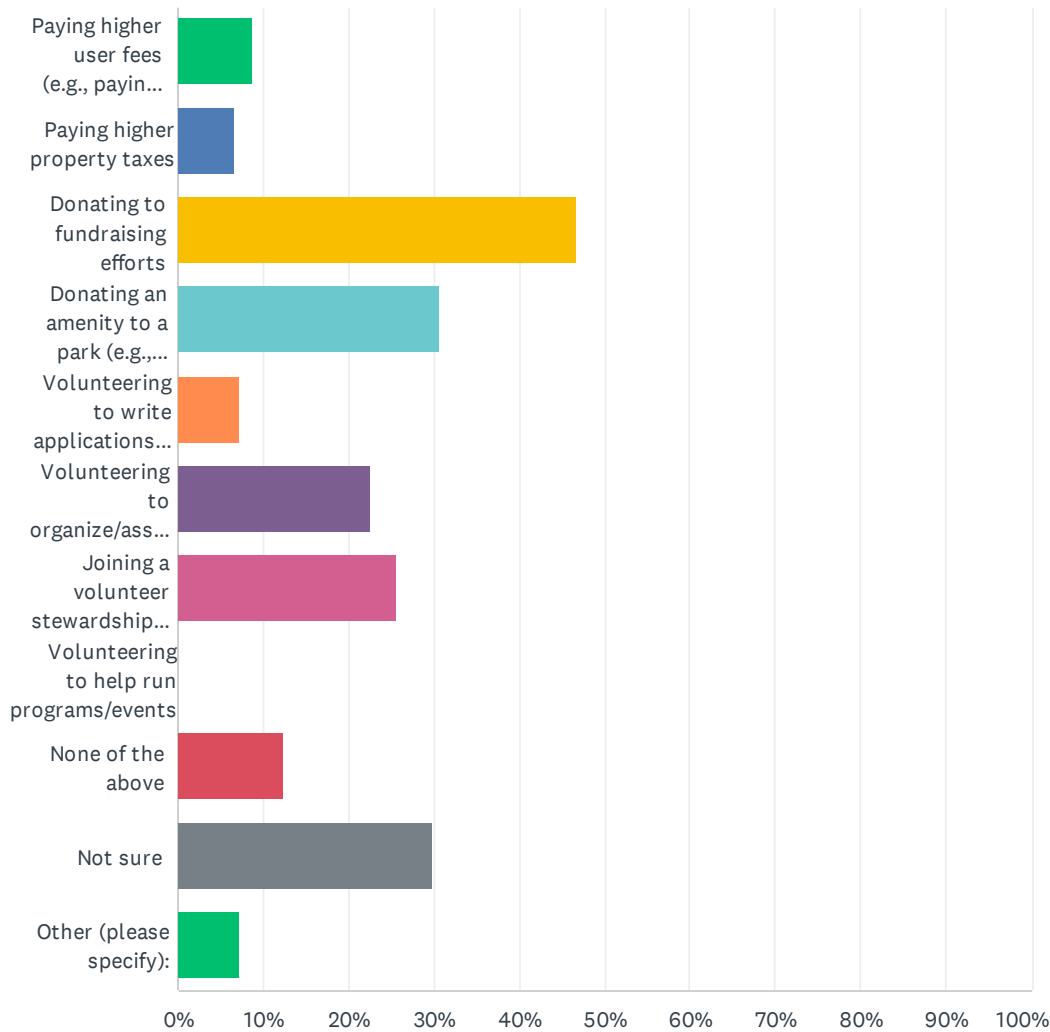
Municipality of Trent Hills Parks and Recreation Master Plan Public Online Survey

ANSWER CHOICES	RESPONSES	
AODA accessibility barriers	9.30%	12
Too far/transportation difficulties	30.23%	39
Too expensive	32.56%	42
Nothing of interest offered	10.08%	13
Don't know what's available/can't find information	17.83%	23
Inconvenient hours	13.95%	18
Facilities are too busy or lack sufficient space	13.18%	17
Not enough recreation opportunities for children	25.58%	33
Not enough recreation opportunities for teens	21.71%	28
Not enough recreation opportunities for adults	22.48%	29
Not enough recreation opportunities for older adults	24.81%	32
Nothing limits	18.60%	24
Total Respondents: 129		

#	OTHER (PLEASE SPECIFY)	DATE
1	Lack of ball diamond in Hastings	7/11/2025 8:13 PM
2	Lack of available offers	7/11/2025 1:52 PM
3	More garbage cans, clean up the tree supports when they are no longer needed	7/11/2025 11:23 AM
4	Crowe Bridge Park should be for locals only!	7/4/2025 4:00 PM
5	hunting & motorized vehicles on/near trails	7/3/2025 4:01 PM
6	Sunnylife arena public skating fee of 10.00 far too expensive	7/2/2025 4:20 PM
7	Pool at Sunny Life is too small. Short-sighted reducing it to 4 lanes.	6/29/2025 7:14 PM
8	Can never get ahold of anyone and no one returns messages	6/27/2025 9:52 PM
9	Too many adult programs only during work hours next to none on weekends	6/27/2025 9:08 PM
10	Campbellford needs an improved downtown, additionally some for of public signage (similar to Sunny Life outdoor signage to inform public of events etc.	6/27/2025 8:50 PM
11	Lack of seating or shade at Hastings playgrounds/parks	6/27/2025 7:57 PM

**Q17 Please indicate if you or anyone in your household would contribute to the development/improvement of municipal recreation facilities or services in Trent Hills through any of the following methods. (Select all that apply.)**

Answered: 137 Skipped: 23



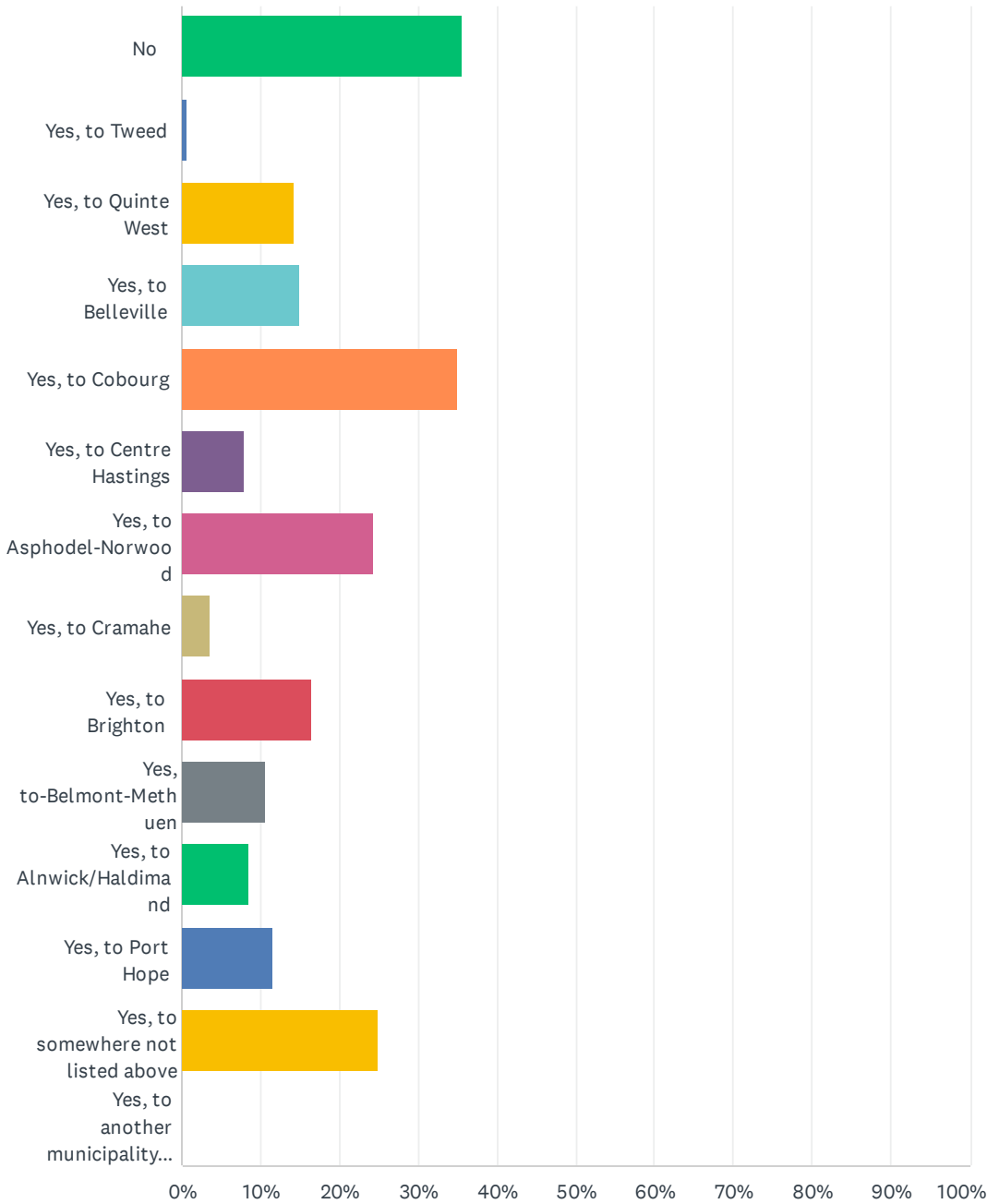
Municipality of Trent Hills Parks and Recreation Master Plan Public Online Survey

ANSWER CHOICES	RESPONSES	
Paying higher user fees (e.g., paying more to rent a recreation facility, paying higher membership fees, etc.)	8.76%	12
Paying higher property taxes	6.57%	9
Donating to fundraising efforts	46.72%	64
Donating an amenity to a park (e.g., bench, tree)	30.66%	42
Volunteering to write applications for grants or seek out donors/sponsors	7.30%	10
Volunteering to organize/assist with fundraising efforts	22.63%	31
Joining a volunteer stewardship group (e.g., Friends of 'x' Park)	25.55%	35
Volunteering to help run programs/events	0.00%	0
None of the above	12.41%	17
Not sure	29.93%	41
Other (please specify):	7.30%	10
Total Respondents: 137		

#	OTHER (PLEASE SPECIFY):	DATE
1	donate time to spread sand at the beach(es) in Hastings	7/14/2025 3:48 PM
2	Using i-house resources to plan & construct parks, rather than burdening the tax payer paying a private company's profit margins.	7/12/2025 10:00 PM
3	Maybe put thought into carrying cost when building new. Solar, wind could heat pool or cool arena.wind	7/12/2025 11:19 AM
4	specifically if it pertains to Ed Brownlee Park	7/11/2025 11:56 AM
5	We already pay to much in tax for the little amount of amenities we receive.	7/11/2025 9:22 AM
6	My taxes already paid for it.	7/3/2025 10:43 AM
7	Would love to donate a bench but the cost the township charges is crazy	7/2/2025 4:21 PM
8	Our family I already a party of a volunteer group to raise funds for the Warkworth arena	6/30/2025 11:42 AM
9	Mental health support facilities	6/27/2025 9:52 PM
10	Sit on committee to conceptualize enhancement of Hastings Village Green	6/27/2025 7:58 PM

## Q18 Do you or members of your household regularly travel outside of Trent Hills to use recreation facilities/spaces? (Select all that apply.)

Answered: 140 Skipped: 20



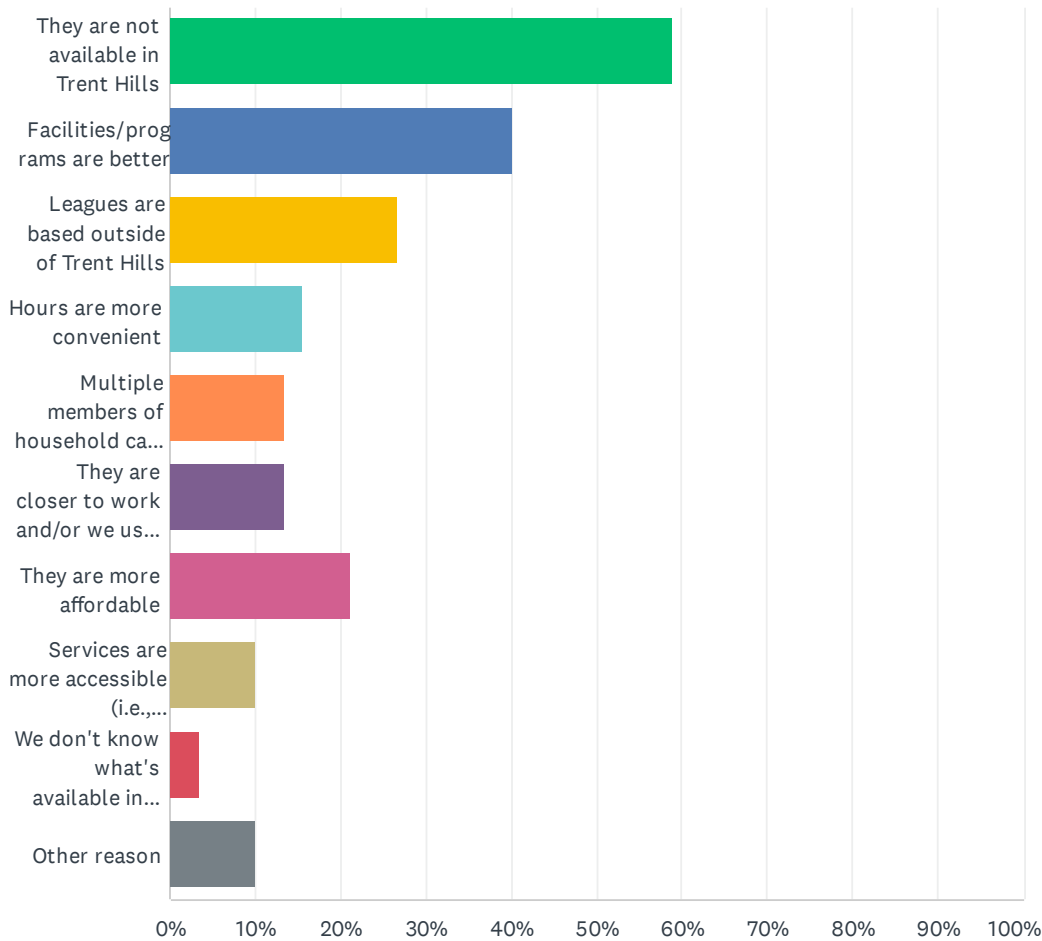
Municipality of Trent Hills Parks and Recreation Master Plan Public Online Survey

ANSWER CHOICES	RESPONSES	
No	35.71%	50
Yes, to Tweed	0.71%	1
Yes, to Quinte West	14.29%	20
Yes, to Belleville	15.00%	21
Yes, to Cobourg	35.00%	49
Yes, to Centre Hastings	7.86%	11
Yes, to Asphodel-Norwood	24.29%	34
Yes, to Cramahe	3.57%	5
Yes, to Brighton	16.43%	23
Yes, to-Belmont-Methuen	10.71%	15
Yes, to Alnwick/Haldimand	8.57%	12
Yes, to Port Hope	11.43%	16
Yes, to somewhere not listed above	25.00%	35
Yes, to another municipality (please specify):	0.00%	0
Total Respondents: 140		

#	YES, TO ANOTHER MUNICIPALITY (PLEASE SPECIFY):	DATE
	There are no responses.	

### Q19 Please indicate which of the following describes why you use these facilities/spaces instead of municipally-owned facilities in Trent Hills. (Select all that apply.)

Answered: 90 Skipped: 70

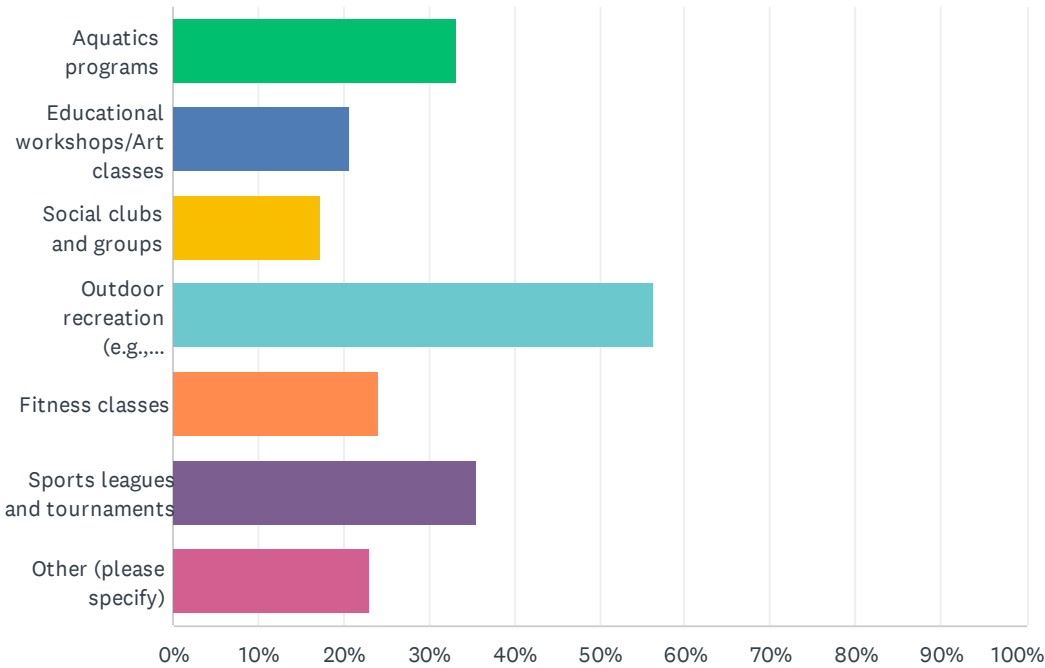


Municipality of Trent Hills Parks and Recreation Master Plan Public Online Survey

ANSWER CHOICES	RESPONSES	
They are not available in Trent Hills	58.89%	53
Facilities/programs are better	40.00%	36
Leagues are based outside of Trent Hills	26.67%	24
Hours are more convenient	15.56%	14
Multiple members of household can participate at the same time	13.33%	12
They are closer to work and/or we use them in conjunction with trips to shop, etc.	13.33%	12
They are more affordable	21.11%	19
Services are more accessible (i.e., cognitive, sensory, physical, or developmental accessibility)	10.00%	9
We don't know what's available in Trent Hills	3.33%	3
Other reason	10.00%	9
Total Respondents: 90		

## Q20 Which of the following programs/activities do you or members of your household use in these communities?

Answered: 87 Skipped: 73



ANSWER CHOICES	RESPONSES
Aquatics programs	33.33% 29
Educational workshops/Art classes	20.69% 18
Social clubs and groups	17.24% 15
Outdoor recreation (e.g., snowshoeing, cycling, etc.)	56.32% 49
Fitness classes	24.14% 21
Sports leagues and tournaments	35.63% 31
Other (please specify)	22.99% 20
Total Respondents: 87	

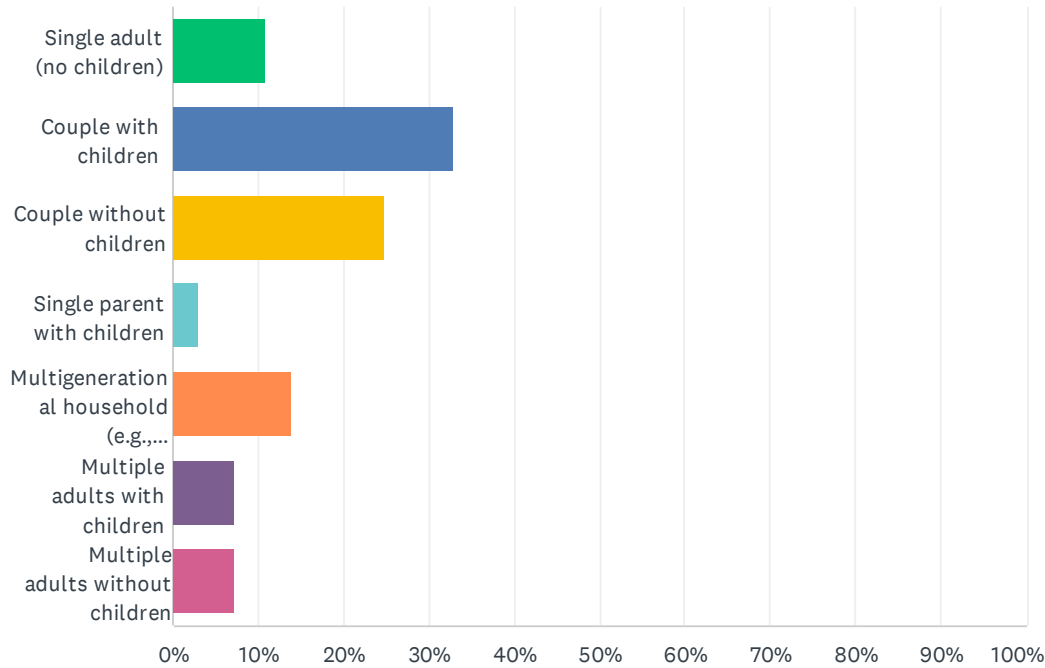
#	OTHER (PLEASE SPECIFY)	DATE
1	community improvement groups (HRA)	7/14/2025 3:49 PM
2	Bike trails	7/13/2025 11:20 PM
3	Dog parks	7/13/2025 8:43 PM
4	kids pool	7/12/2025 6:50 PM
5	Pickleball courts	7/12/2025 11:20 AM
6	Pickleball	7/11/2025 3:37 PM

## Municipality of Trent Hills Parks and Recreation Master Plan Public Online Survey

7	Boardwalk eco park	7/5/2025 8:35 AM
8	Far better playgrounds, and can swim for free (unlike Crowe park)	7/4/2025 4:02 PM
9	dog park, trails,	7/4/2025 11:04 AM
10	Dog park, cycling trails	7/3/2025 9:12 PM
11	Gymnastics	7/3/2025 10:30 AM
12	Playground in Madoc is much larger with more to offer 1st class	7/2/2025 4:23 PM
13	Camps	7/2/2025 7:29 AM
14	Fieldhouse - pickleball only.	6/30/2025 10:28 PM
15	Spa	6/30/2025 9:09 AM
16	Dog Park	6/29/2025 11:42 PM
17	Indoor sports	6/28/2025 6:51 PM
18	Off season ice	6/27/2025 9:54 PM
19	Workshops	6/27/2025 9:54 PM
20	Indoor play park in Cobourg	6/27/2025 8:00 PM

## Q21 Which of the following best describes the household you are responding on behalf of?

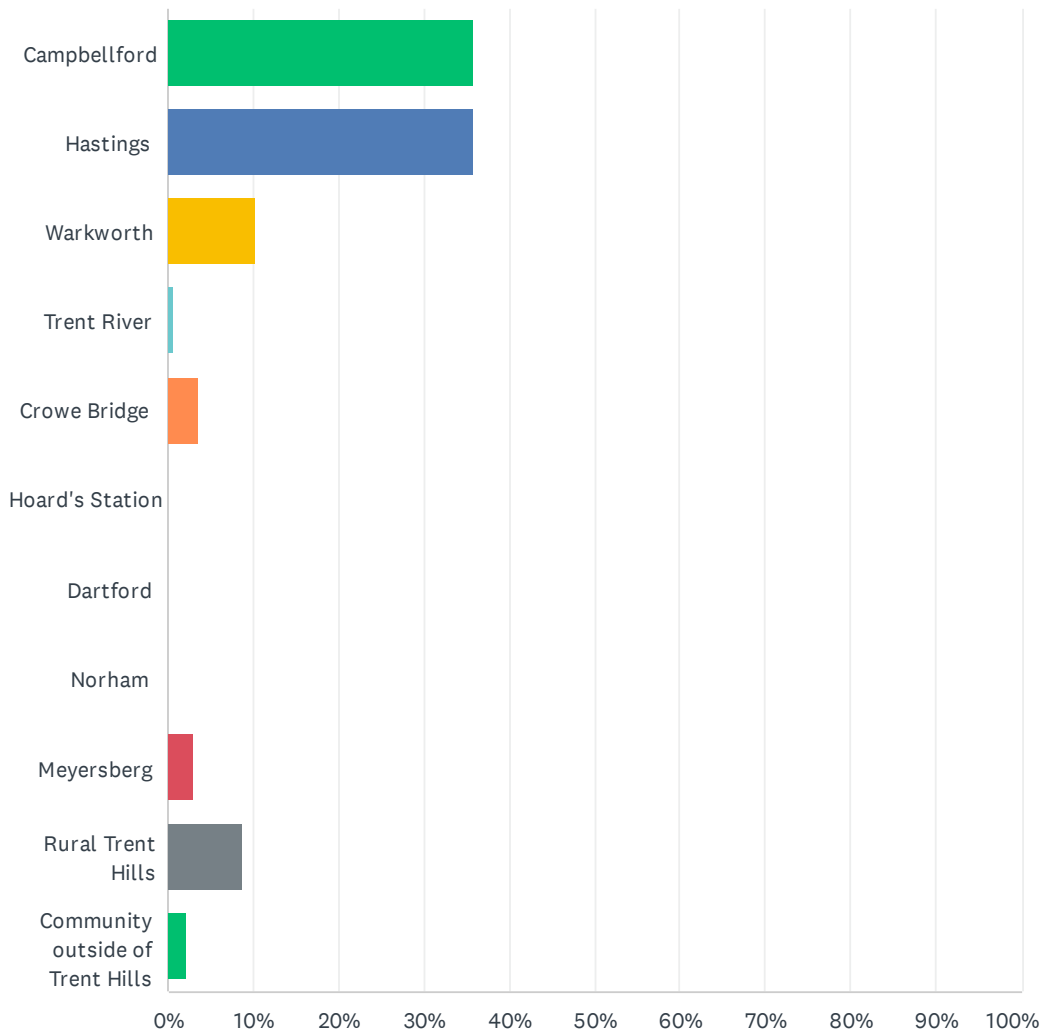
Answered: 137 Skipped: 23



ANSWER CHOICES	RESPONSES	
Single adult (no children)	10.95%	15
Couple with children	32.85%	45
Couple without children	24.82%	34
Single parent with children	2.92%	4
Multigenerational household (e.g., grandparents, parents, children)	13.87%	19
Multiple adults with children	7.30%	10
Multiple adults without children	7.30%	10
<b>TOTAL</b>		<b>137</b>

## Q22 In which of the following communities do you live?

Answered: 137 Skipped: 23

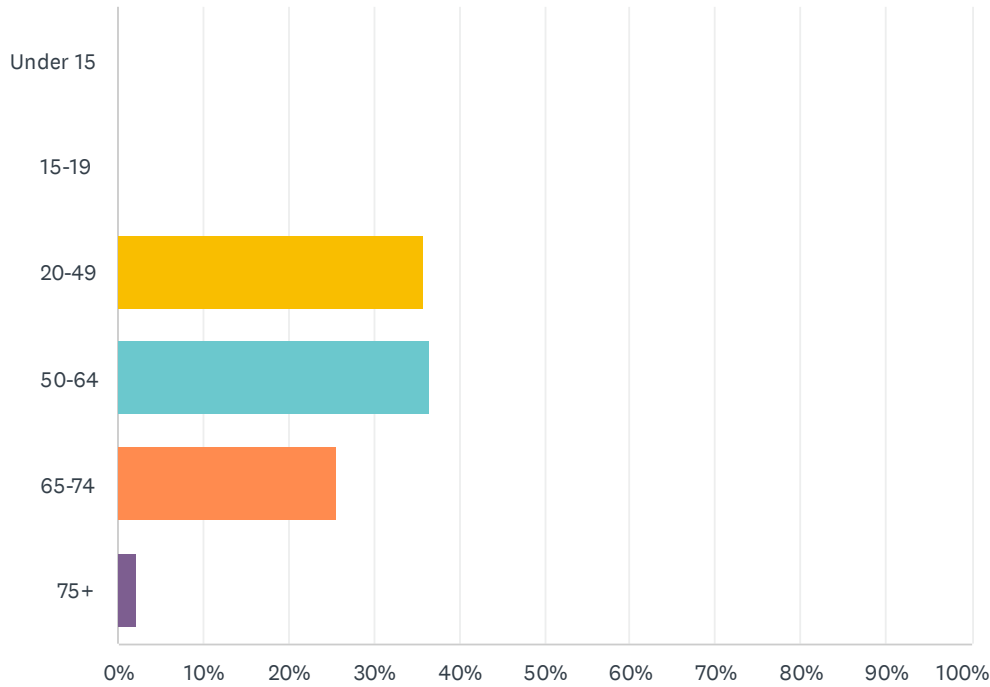


Municipality of Trent Hills Parks and Recreation Master Plan Public Online Survey

ANSWER CHOICES	RESPONSES	
Campbellford	35.77%	49
Hastings	35.77%	49
Warkworth	10.22%	14
Trent River	0.73%	1
Crowe Bridge	3.65%	5
Hoard's Station	0.00%	0
Dartford	0.00%	0
Norham	0.00%	0
Meyersberg	2.92%	4
Rural Trent Hills	8.76%	12
Community outside of Trent Hills	2.19%	3
<b>TOTAL</b>		<b>137</b>

## Q23 What is your age?

Answered: 137 Skipped: 23



ANSWER CHOICES	RESPONSES	
Under 15	0.00%	0
15-19	0.00%	0
20-49	35.77%	49
50-64	36.50%	50
65-74	25.55%	35
75+	2.19%	3
<b>TOTAL</b>		<b>137</b>

**Q24 Thank you for completing the survey. If there are any additional comments you would like to make, please provide them below. Please click "Done" below to submit your completed survey. The responses from this survey will inform the development of the Parks and Recreation Master Plan. For updates on the Plan and additional information about how you can be a part of the planning process, please contact Peter Burnett (Peter.Burnett@trenthills.ca) or Danielle Lenarcic Biss (dlenarcicbiss@thincdesign.ca).**

Answered: 45 Skipped: 115

#	RESPONSES	DATE
1	please please please add sand (lots of sand) to the beaches in Hastings. BOTH beaches. Please excavate the north shore beach to bring it back to it's previously seen glory! It's embarrassing, at this point. SO many people go to Cobourg for a beach day when they could stay in/go to Campbellford or Hastings instead - if there was proper sand.	7/14/2025 3:56 PM
2	A greenhouse for the school community garden would be great where the outdoor pool used to be on Bridge Street.	7/14/2025 12:17 PM
3	I would like to see development of the park where the cford pool used to be, bike paths, and recycling containers. Thank you. We have great facilities, parks.	7/13/2025 11:28 PM
4	do child care need kid friendly pool small water pool for kids under 3-4	7/12/2025 6:54 PM
5	The need for accessible spaces is needed in Hastings. Community Centres are a hub of activity. We are adding a lot of homes in Hastings but nothing to keep the people here and engaged in our community. Not only do we need an arena , but we need to build a community centre to be a Hub for all people. A community centre with multiple ice pads , community rooms for birthday parties , dance , karate , activities for older adults. We need spaces that works for all abilities. When we create spaces that are truly accessible than all people are included. Engagement in the community could be ten fold if we build these spaces	7/12/2025 7:36 AM
6	Dog parks are completely unnecessary. Planning must recognize that in most families parents must commute out of Trent Hills for employment. Other communities recognize this and plan operating hours accordingly. Likewise open houses and other events are scheduled so that more than retirees are able to participate. Most folks I know access facilities outside of Trent Hills not because they want to, but because they must.	7/11/2025 8:29 PM
7	It is disappointing that in Hastings, recreation facilities are closer to access, less expensive and more accessible in Peterborough County than in Trent Hills.	7/11/2025 8:17 PM
8	done	7/11/2025 2:14 PM
9	My biggest complaint about all of Trent Hills is that Hastings seems to be the last town to get anything, but we always lose everything. We have lost our ballpark we have lost our arena we have no recreational programs or facilities other than scouts for the children we do not have a proper gym to work out in, we don't have a pool or even a splash pad for the kids. We have two playgrounds and soccer fields and basketball. Our dome offers nothing Beyond card games and golf. Our town isnt upgraded, it isn't beautified, and nothing is ever replaced or repaired it is just taken down and left. We have to travel for practically everything. And we are the only town that I know of within 100 mile radius it doesn't have a Santa Claus parade	7/11/2025 1:59 PM
10	Although I currently reside outside of Hastings, I have for many years contributed and played in the village. I will be a resident shortly. My greatest concern is for Ed Brownlee park and what will happen there going forward. it is in dire need of upgrading..ie..tile drainage before anything can truly be enjoyed in that green space. Volunteering for Canada Day , it was noted that it	7/11/2025 12:05 PM

## Municipality of Trent Hills Parks and Recreation Master Plan Public Online Survey

was a challenge if exiting on the west side..A lot of ground water to deal with ..even in this dry summer weather ! There is a lack of shade in that park as well. I look forward to seeing what the plans are going forward as that could be a wonderful green space for residents and or those passing through . It can be a simple plan of well placed trees, picnic tables with some space left to toss a ball around !

11	There is a serious lack of garbage cans at the Hastings soccer fields and they are not well maintained. There is also a lack of seating around the play structure at that location and no shade offered.	7/11/2025 11:43 AM
12	Picnic tables in the past were along the canal. I see families having to sit on the ground for a picnic. The canal is a great asset but powers to be is trying to drive visitors to old mill park. Hastings has tables along the river. Complaints to the Mayor does no good.	7/11/2025 11:29 AM
13	Please do not increase our taxes, find an alternative to provide more green space / recreational space.	7/11/2025 9:52 AM
14	I believe the lions park is an untapped resource for the community, and would provide a beautiful location for families to spend a day. The waterfront could easily be improved, and washrooms renovated. Campbellford has no natural beach for families to enjoy, which would be an amazing addition, considering our location on the trent river, in a natural setting, as its the only space for families to access a picnic/playground area , while enjoying the natural beauty of the area.. The only place to swim in campbellford is the Sunny life centre, which is indoors, and can be cost prohibitive.. families enjoy a space where they can picnic, while children can play in the outdoors. Growing up beside it, it was a big assest to pur area, and was always a go-to destination for many from our area and out of town as well. It seems to me, thay this natural resource would be a fabulous drawing card for the area. The land is there, a little work would bring it back to its former glory, and provide outdoor recreation which is badly needed	7/11/2025 9:22 AM
15	Ed Brownlee Park, in Hastings, provides an ideal location and would benefit from community oriented activities.	7/10/2025 6:15 PM
16	The municipality needs more trash/recycling facilities in and around green spaces.	7/10/2025 1:51 PM
17	Too much emphasis placed on hockey in this town, due to owner of hockey team on council. Use of indoor pool grossly underestimated, yet hockey has office, etc in arena while 50+ participants turn up to a small pool area. Many disappointed in lack of vision for aging population retiring in area. Same council member steamrolled an inaccessible dog park. Should be conflict of interest.	7/5/2025 9:32 AM
18	Somehow clean up Lions Club beach if the geese. Also the geese are a problem around the walking path	7/4/2025 9:06 AM
19	Trent Hills should be more consistent to it's support of existing amenities, ie the Curling Club (since it supports other sports like hockey, tennis and swimming...)	7/4/2025 8:36 AM
20	We were suprised to discover that the Campbellford & District Curling & Racquet Club is not supported or financially assisted by the municipality. The municipality helps to fund and take care of the curling group in Warkworth but doesn't contribute anything to the Campbellford Curling and Racquet Club. The municipality funds hockey and other sports and should also support curling in Campbellford as it is a social, fun sport that can be played by kids, adults and seniors (some members are still curling into their 80s). Please consider spending funds on keeping the Campbellford Curling and Racquet Club alive and well for the future - it was one of the main reasons we chose to move to Campbellford 10 years ago!	7/3/2025 9:11 PM
21	Our property taxes can't afford to go up anymore. We already pay ridiculous property taxes in Hastings.	7/3/2025 8:07 PM
22	Good job people this town is expanding prepare green spaces in and around the town before the population increases	7/3/2025 6:51 PM
23	The Hillside park needs to be redeveloped into a well maintained public green space. It was built in the year of the child and was a popular place for parents and children to spend time. The maintenance has been terrible and complaints are swept away. The last thing it should be is a parking lot!	7/3/2025 5:02 PM
24	Is there a progress report available on the Active Transportation plan created several years ago?	7/3/2025 4:50 PM

## Municipality of Trent Hills Parks and Recreation Master Plan Public Online Survey

25	Absolutely NO to any higher taxes. There needs to be a proper multi diamond ball field to attract new teams and tournaments. A dog park accessible to all in a location available to all. Ferris Park is not municipally owned.	7/3/2025 4:43 PM
26	keep recreation for everyone!	7/3/2025 3:41 PM
27	Stop pissing my tax dollars away. And be fiscally responsible	7/3/2025 10:45 AM
28	I am a member of the curling club and I think it should receive some municipal assistance, since the town supports hockey, tennis, and other sports.	7/3/2025 9:59 AM
29	The municipality should have built a 2 pad arena and closed the rink in Warkworth	7/1/2025 11:33 AM
30	I would like to see the Hastings park better utilized since ball park taken down. I would love to see a splash park for children in Warkworth. Also a hall built into the Warkworth arena no steps upstairs with a industrial kitchen.	7/1/2025 10:14 AM
31	Space behind Field house great for dog park.	7/1/2025 8:01 AM
32	I think Warkworth needs a splash pad and it's a shame seeing those soccer fields not getting used.	6/30/2025 10:47 PM
33	Imagine that you are young and financially strapped in this town. Without transportation and possibly without the internet to answer this survey. What does our community offer that family? The answer is not enough.	6/30/2025 12:35 PM
34	Current buildings need to be cleaned and maintained regularly. Unfortunately my experience is that this is not being done regularly currently.	6/30/2025 11:45 AM
35	It would be very nice to see a bandstand in the little park beside the bank. Also a nice garden area with some trees and benches there also.	6/30/2025 11:31 AM
36	Trent hills needs to continue to improve outdoor and indoor facilities to encourage and facilitate the needs of younger demographics. Building social relationships through activity and sport.	6/30/2025 11:22 AM
37	Rec facilities need to be more well maintained from the staff including appearance of facilities exterior and indoor upgrades, painting etc needs to be monitored	6/30/2025 11:09 AM
38	We really need a good dog park in Hasings that is free and accessible and well maintained with some wooded areas and walking path. The Cobourg dog park is perfect but it is a 45 minute drive each way.	6/29/2025 11:44 PM
39	Do not increase taxes. Too high now.	6/29/2025 11:06 PM
40	Overall, Trent Hills has done a wonderful job of offering and maintaining facilities to the community. Thank you 🙌	6/29/2025 8:22 AM
41	Ed Brownlee park in Hastings needs to be developed in ways that benefit and enhance our village.	6/28/2025 10:02 AM
42	We do not regularly attend events in other communities. However during the summer we have attended hockey camps outside of Trent Hills. Brighton, Cobourg, Peterborough, Belleville. Weekly camps for kids. Having programs available in Campbellford would be fantastic. And there is now a facility to do it.	6/27/2025 10:43 PM
43	I would love to see more locations for subsidized housing in campbellford and clubs to cater to the younger population and create job oppurtunities	6/27/2025 9:56 PM
44	Let's do a better job of managing, maintaining what we already have.	6/27/2025 8:33 PM
45	Since the playground and pool have been removed Hillside Garden is being used as parking lot and a garbage dump. What is the plan for that space?	6/27/2025 3:53 PM

Municipality of

# Trent Hills

Come for a visit. Stay for a lifestyle.

## Trent Hills Parks and Recreation Master Plan Results by Question Report



July 2025

# Table of Contents

- Methodology & Logistics ..... 2
- Overview ..... 2
- Community Profile ..... 3
- Current Use of Parks & Recreation Amenities ..... 4
- Program/Activity, Facility & Park Needs ..... 9
- Park & Outdoor Spaces ..... 10
- Outside Municipalities ..... 15
- Priorities..... 17

# Methodology & Logistics

## Overview

This report documents the findings from a telephone survey of N=200 residents from Trent Hills conducted by Oraclepoll Research for the Municipality on behalf of thinc design, the lead firm for the Parks and Recreation Master Plan.

The survey questions were designed by thinc design and the Township. The role of Oraclepoll Research Ltd was to field the telephone survey and report on the findings. The purpose of the survey was to determine current use of parks, trails and recreation facilities, participation in programs and activities, and opinions on the need for future services in the Municipality.

Some numbers presented in the tables and graphs of this report may not add up to 100% due to rounding.

In addition, a separate Excel report provides the results for each question.

## Study Sample & Survey Method

A total of N=200 respondents, 18 years of age and older, who are residents of Trent Hills were interviewed (verified in Q2). All surveys were conducted by telephone using live operators at the Oraclepoll call centre facility. The survey was conducted using person-to-person interviewing with computer-assisted techniques for telephone interviews (CATI) and random number selection (RDD).

The sample frame included landlines as well as cell phone-only households. Respondents were first screened to ensure their residency in the Township, before administering the survey. A total of 20% of all interviews were monitored and the management of Oraclepoll Research supervised 100% of all the calls made.

## Logistics

Telephone surveys were conducted by phone at the Oraclepoll call centre using person-to-person live operators between the days of June 28<sup>th</sup> and July 15<sup>th</sup>, 2025.

Initial calls were made between the hours of 6:00 p.m. and 9:00 p.m. Subsequent call-backs of no-answers and busy numbers were made on a (staggered) daily rotating basis up to five times (from 10:00 a.m. to 9:00 p.m.) until contact was made. In addition, telephone interview appointments were attempted with those respondents who were unable to complete the survey at the time of contact. If no contact was made at a number after the fifth attempt, the number was discarded, and a new one supplemented it.

## Confidence Level & Reporting Notes

The margin of error for the N=200 sample is  $\pm 6.9\%$  19/20 times.

# Community Profile

*Q1. Which of the following best describes the household you are responding on behalf of?*

		Frequency	Valid Percent
	Single adult (no children)	11	5.5
	Couple with children	65	32.5
	Couple without children	93	46.5
	Single parent with children	12	6.0
	Multigenerational household	10	5.0
	Multiple adults with children	4	2.0
	Multiple adults without children	5	2.5
	Total	200	100.0

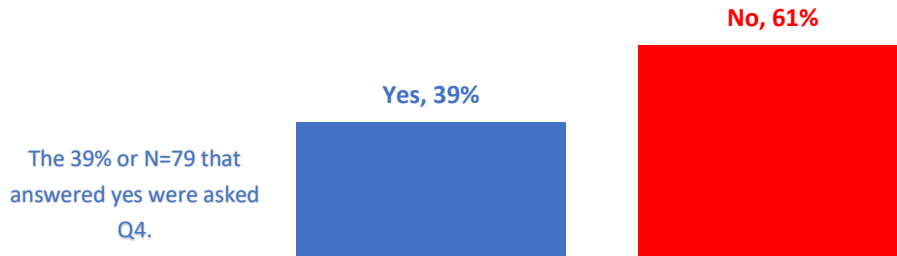
*Q2. In which of the following communities do you live?*

		Frequency	Valid Percent
	Campbellford	58	29.0
	Hastings	21	10.5
	Warkworth	14	7.0
	Trent River	14	7.0
	Crowe Bridge	11	5.5
	Hoard's Station	12	6.0
	Dartford	18	9.0
	Norham	16	8.0
	Meyersberg	17	8.5
	Rural Trent Hills	19	9.5
	Total	200	100.0

# Current Use of Parks & Recreation Amenities

The following Q3 below asked respondents if they or others at their household use indoor recreational facilities.

*Q3. Does your household use indoor recreation facilities in Trent Hills?*



Thirty-nine percent said they or other members of their household use parks and recreation services in Trent Hills.

The 39% of respondents were next questioned about the community in Trent Hills where they use parks, trails or other facilities. Multiple responses were accepted, and the result below highlight the percentage of cases or the number of times each facility was mentioned.

Q4. Which of the following municipally owned indoor recreation facilities does your household use?		Percent of Cases
	Warkworth Arena & Community Centre	49%
	Sunny Life Recreation & Wellness Centre	63%
	Hastings Field House	54%

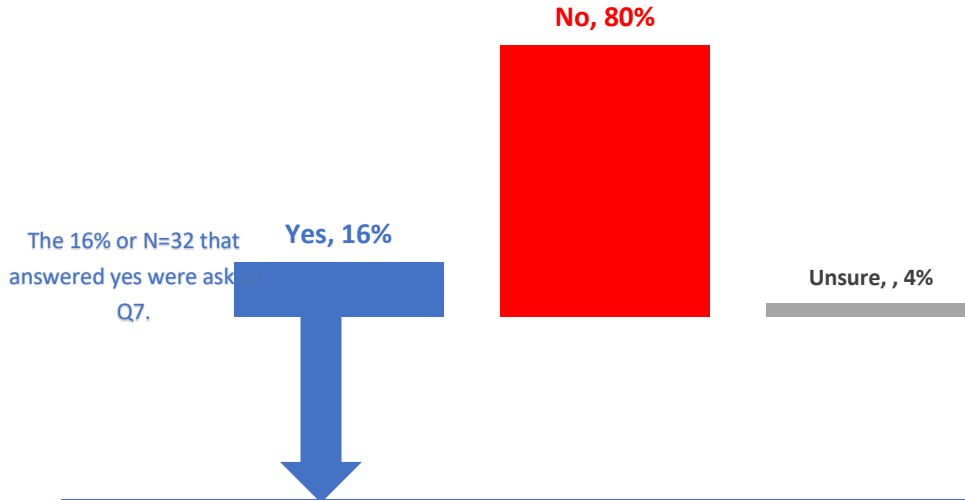
The next 11 questions were read, and respondents were asked if their needs were currently being met with respect to indoor facilities.

*Q5. Are your household's needs met in relation to the following aspects of municipally owned indoor recreation facilities (e.g., arena, Sunny Life Centre, fieldhouse) in Trent Hills?*

	Yes	No	Unsure
AODA accessibility	67%	30%	3%
Change rooms	94%	4%	2%
Cleanliness/maintenance	83%	13%	4%
Food service	80%	15%	5%
Location of facilities	79%	18%	3%
Number of facilities	80%	17%	3%
Parking	71%	26%	3%
Spectator/audience seating	92%	7%	1%
Up to date	82%	14%	4%
Variety of facilities	89%	7%	4%
Washrooms	89%	8%	3%

Next, all N=200 respondents were asked if additional or expanded indoor recreation facilities should be provided. The 16% that answered yes were then asked in Q7 about the types of facilities or amenities that should be added. Multiple responses were accepted, and the results in the table below show the percentage of cases or the number of times each area was referenced.

**Q6. Do you think additional or expanded indoor recreation facilities are needed in Trent Hills?**

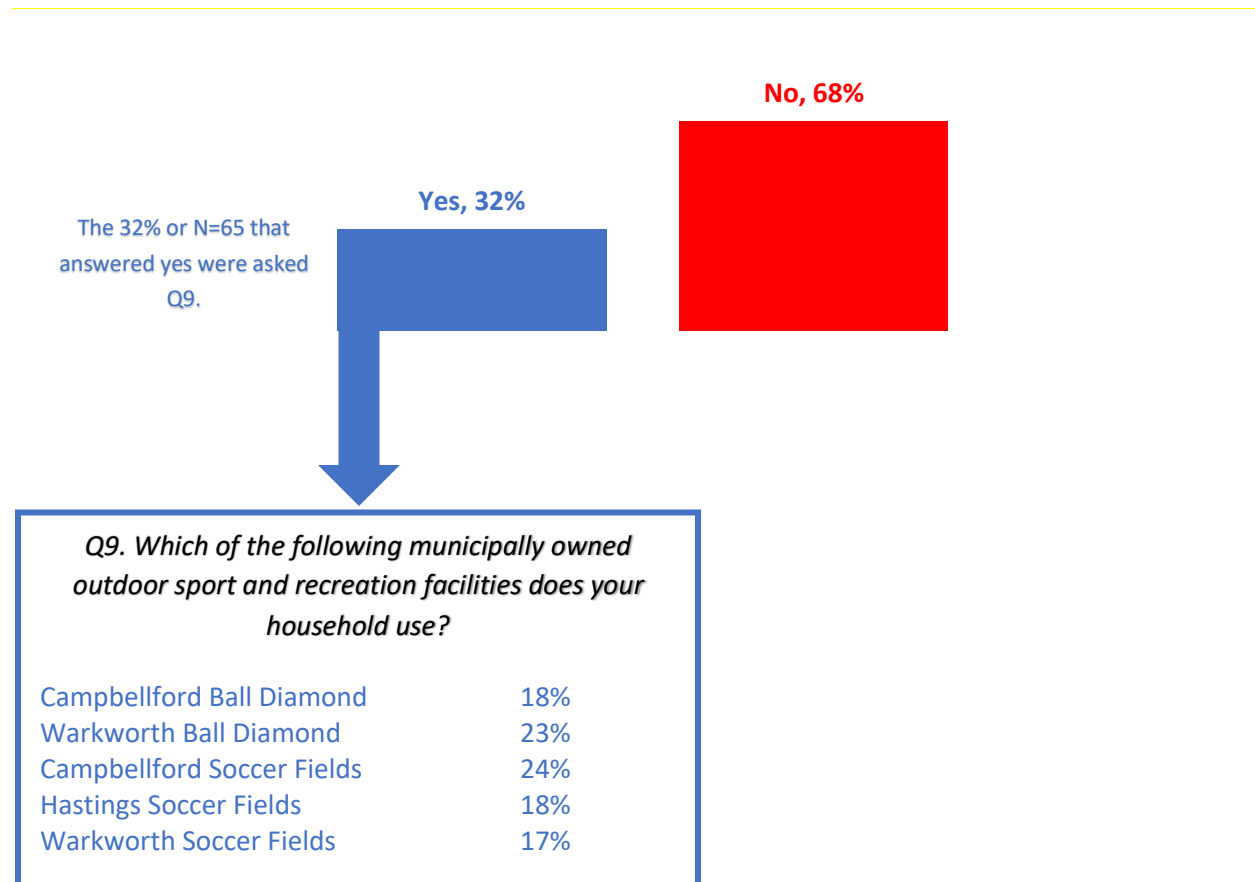


**Q7. Please list up to three indoor recreation facilities that your household thinks are needed or require expansion in Trent Hills.**

	Percent of Cases
Arena	13%
Arts/Artisan studio	3%
Artificial turf field	3%
Banquet hall	16%
Community kitchen	13%
Dance/Aerobics studio	16%
Fitness facilities (e.g., weights rooms, cardio rooms, etc.)	44%
Gymnasium	28%
Meeting space	9%
Multi-purpose space	9%
Performing arts space	9%
Racket sport facilities (e.g., squash, racquetball) -	9%
Walking/Running track	41%
None	3%

Next, all N=200 respondents were asked if they or members of their household use outdoor sports facilities in Trent Hills. The 32% or N=65 that answered yes were then probed in Q9 about the facilities they use. Multiple responses were accepted, and the results in the table below show the percentage of cases or the number of times each area was referenced.

*Q8. Does your household use outdoor sports facilities in Trent Hills?*



The next 11 questions were read and respondents asked if their needs were currently met with respect to outdoor facilities.

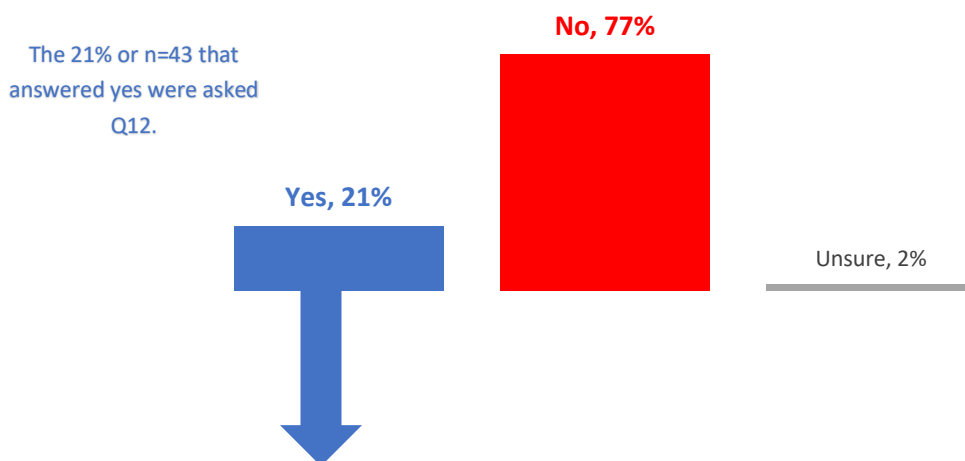
*Q10. Are your household's needs met in relation to the following aspects of re outdoor recreation facilities (e.g., ball diamonds, soccer fields, courts) in Trent Hills?*

	Yes	No	Unsure
AODA accessibility	92	5	3
Cleanliness/maintenance	90	8	2
Food service	89	8	3
Location of facilities	92	6	2
Number of facilities	92	5	3
Parking	90	7	3
Spectator/audience seating	91	7	2
Up to date	95	5	1
Variety of facilities	89	7	4
Washrooms	92	6	3

# Program/Activity, Facility & Park Needs

All N=200 respondents were asked if additional or expanded outdoor recreation facilities are needed in Trent Hills. The 21% that answered yes were then asked in Q12 about the facilities they feel are needed. Multiple responses were accepted, and the results in the table below show the percentage of cases or the number of times each area was referenced.

**Q11. Do you think additional or expanded outdoor recreation facilities are needed in Trent Hills?**



**Q12. Please list up to 5 outdoor recreation facilities that your household thinks are needed or require expansion in Trent Hills.**

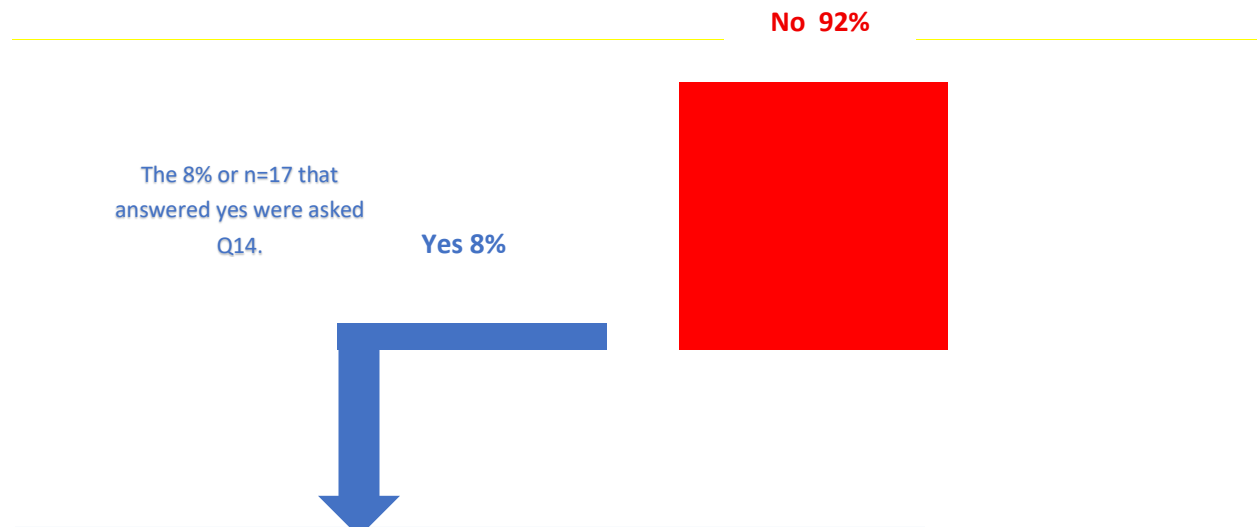
**Percent of Cases**

Amphitheaters/Bandshells	8	19%
Artificial turf field	5	12%
Ball diamonds		21%
Basketball courts		35%
Cricket fields		12%
Event space		40%
Multi-purpose fields		35%
Outdoor rinks		47%
Outdoor volleyball courts		16%
Pickleball courts		21%
Soccer fields		30%
Tennis courts		35%
Walking/Running tracks		42%

# Park & Outdoor Spaces

Next, respondents were asked if they or members of their household use parks and open spaces in Trent Hills. The 8% or n=17 that answered yes were then asked in Q14 about the facilities they use. Multiple responses were accepted, and the results in the table below show the percentage of cases or the number of times each area was referenced.

*Q13. Does your household use parks and open spaces in Trent Hills?*



*Q14. Which of the following municipally owned parks and open spaces does your household use?*

	Percent of Cases
Millennium Lilac Trail	12%
Mill Creek Park	29%
Ferris Provincial Park	29%
Lions Gateway Park	18%
Trent Drive Triangle	24%
Kennedy Park	35%
Picnic Island	41%
Front/Saskatoon Greenspace	12%
Campbell's Park	6%
Campbellford Lions Park	6%
Crowe Bridge Park	12%
North Shore Community Dock	24%
Fowlds Millennium Park	29%
Ed Brownlee Park	12%
Campbellford Town Square	12%
Hastings Village Marina	24%
The Point - Trent River Village	35%
Campbellford Cenotaph	14%

All respondents were asked the following open probe. Multiple responses were accepted, and the results in the table below show the percentage of cases or the number of times each area was referenced.

*Q15. Which of the following municipally owned parks amenities does your household use?*

	<b>Percent of Cases</b>
Playground equipment	24%
Skate park	29%
Splash pad	24%
Gazebos/Bandstand	53%
Pergolas/picnic shelters	47%
Warkworth Band Stand	41%
Trails	71%

The next 11 questions were read and respondents asked if their needs were currently being met with respect to parks and green spaces in Trent Hills.

*Q16. Are your household's needs met in relation to the following aspects of municipally owned parks and green spaces in Trent Hills?*

	Yes	No	Unsure
Amenities (e.g., drinking water fountains, seating, waste)	91%	6%	3%
AODA accessibility	90%	8%	2%
Cleanliness/maintenance	86%	9%	5%
Location of parks/green spaces	91%	7%	2%
Number of parks/green spaces	91%	6%	3%
Parking	86%	12%	2%
Shade/Tree canopy in parks	87%	11%	2%
Size	91%	7%	2%
Up to date	88%	12%	-
Variety of parks/green spaces	89%	10%	1%
Washrooms	87%	12%	1%



All N=200 respondents were asked if additional or expanded park spaces and amenities are needed in Trent Hills. The nine percent that answered yes were then asked in Q18 about the facilities they feel are needed. Multiple responses were accepted, and the results in the table below show the percentage of cases or the number of times each area was referenced.

*Q17. Do you think additional or expanded park spaces and amenities (e.g., playgrounds, dog parks, disc golf courses) are needed in Trent Hills?*

The 9% or n=17 that answered yes were asked Q18.

Yes, 9%

No, 88%



*Q18. Please list up to 5 park amenities that your household thinks are needed or require expansion in Trent Hills.*

	Percent of Cases
Beaches/Water access points	53%
Boat launches/Docks	24%
Community gardens	18%
Disc golf courses	18%
Dog parks	59%
Open green space	35%
Ping pong tables	6%
Playgrounds	29%
Skate parks	18%
Pump tracks	6%
Splash pads	29%
Trails	41%
Outdoor fitness equipment	35%
None	6%

In an open-ended question allowing for multiple responses, all respondents were asked what if anything prevents them from participating in recreation opportunities. Results below display the percentage of cases or the number of times each area was referenced.

*Q19. Which of the following factors, if any, prevents or limits your household from participating in recreation opportunities?*

	<b>Percent of Cases</b>
AODA accessibility barriers	5%
Too far/transportation difficulties	19%
Too expensive	27%
Nothing of interest offered	18%
Don't know what's available/can't find information	18%
Inconvenient hours	19%
Facilities are too busy or lack sufficient space	11%
Not enough recreation opportunities for children	4.0%
Not enough recreation opportunities for adults	1%
Not enough recreation opportunities for older adults	1%
Nothing limits	37%

In a question that accepted multiple responses, all N=200 residents were asked if they would contribute to the development/improvement of recreation facilities, parks, and programs in Trent Hills through a series of methods. Multiple responses were accepted, and the findings illustrate the percentage of cases or the number of times each area was referenced

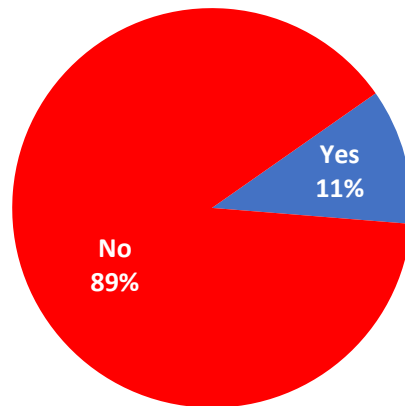
*Q20. Please indicate if your household would contribute to the development/improvement of recreation facilities, parks, and programs in Trent Hills through any of the following methods.*

Paying higher user fees	8%
Paying higher property taxes	19%
Donating to fundraising efforts	29%
Donating an amenity to a park (e.g., bench, tree)	39%
Volunteering to write applications for grants or seek out donors/sponsors	11%
Volunteering to organize/assist with fundraising efforts	35%
Joining a volunteer stewardship group	31%
None of the above	12%
Unsure	4%

# Outside Municipalities

Next, all N=200 respondents were asked if they or others at their household travel to outside municipalities for recreation services of which 11% said they do. The 11% were then asked three follow up questions.

*Q21. Do members of your household travel to other municipalities to use recreation services?*



The 11% or N=22 that answered yes were asked Q22, 23 & 24.

*Q22. Please name the municipality / municipalities.*

	Percent of Cases
Tweed	9%
Quinte West	9%
Belleville	41%
Cobourg	9%
Centre Hastings	4%
Cramahe	4%
Brighton	4%
Belmont – Methuen	4%
Alnwick / Haldimand	9%
Port Hope	4%

**Q23. Why do you use recreation services in these communities instead of in Trent Hills?**

	<b>Percent of Cases</b>
They are not available in Trent Hills	4%
Facilities/programs are better	30%
Leagues are based outside of Trent Hills	9%
Hours are more convenient	70%
Multiple members of household can participate at the same time	9%
They are closer to work and/or we use them in conjunction with trips to shop, etc.	48%
They are more affordable	26%
Services are more accessible	13%
We don't know what's available in Trent Hills	4%

**Q24. Which of the following programs / activities do you or members of your household use in these communities?**

	<b>Percent of Cases</b>
Aquatics programs	46%
Educational workshops/Art classes	23%
Social clubs and groups	23%
Outdoor recreation (e.g., snowshoeing, cycling, etc.)	18%
Fitness classes	36%
Sports leagues and tournaments	27%

# Priorities

In the final aided probe allowing for multiple responses, residents were asked to name up to three priorities for the Recreation Master Plan.

*Q25. What are the top 3 priorities that your household thinks the Trent Hills Parks and Recreation Master Plan should focus on?*

Improvements to indoor recreation facilities	27%
New or expanded indoor recreation facilities	23%
Improvements to outdoor sport/recreation facilities	24%
New or expanded outdoor sport/recreation facilities	25%
Improvements to parks and green spaces	26%
New or expanded parks and green spaces	29%
Improved maintenance	24%
None of the above	14%

## APPENDIX C: PRIME TIME CALCULATIONS

### BALL DIAMONDS (12 WEEK SEASON)

#### WEEKNIGHTS (MONDAY THROUGH FRIDAY)

- both diamonds: 5 hours per diamond per evening = 5 hours x 5 evenings x 2 diamonds x 12 weeks = 600 hours per season
- each diamond: 5 x 5 x 12 each = 300 hours per season

#### WEEKENDS (SATURDAY AND SUNDAY)

- both diamonds: 15 hours per diamond per weekend day = 15 hours x 2 days x 2 diamonds x 12 weeks = 720 hours per season
- each diamond = 15 hours per day x 2 days x 12 weeks = 360 hours per season

### SOCCER FIELDS (11 WEEK SEASON)

#### WEEKNIGHTS (MONDAY THROUGH FRIDAY)

- full fields: 2.5 hours per field per evening = 2.5 hours x 5 evenings x 6 fields x 11 weeks = 825 per hours per season
- mini fields: 2.5 hours x 5 evenings x 4 fields x 11 weeks = 550 hours per season
- each field: 137.5 hours per season

#### WEEKENDS (SATURDAY AND SUNDAY)

- full fields: 12 hours per day per field = 12 hours x 2 days x 6 fields x 11 weeks = 1,584 hours per season
- mini fields = 12 hours x 2 days x 4 fields x 11 weeks = 1,056 hours per season
- each field = 264 hours per season

## APPENDIX D: PROGRAMS INVENTORY

Table D.1: Program Supply in Trent Hills

Organizer	Age Group	Program Area	Program Examples
Municipality of Trent Hills	All Ages	Fitness/ Movement	<ul style="list-style-type: none"> <li>Track &amp; Walkfit</li> <li>Cardio Equipment</li> <li>Resistance Equipment</li> </ul>
		Ice	<ul style="list-style-type: none"> <li>Public Skating</li> <li>Ticket Ice (skating practice)</li> </ul>
	Families & Youth		<ul style="list-style-type: none"> <li>Stick and Puck</li> <li>Seniors, Parents &amp; Tots</li> </ul>
	Adults	Court/Field Sports	<ul style="list-style-type: none"> <li>Open Court Drop-in</li> <li>Open Turf Drop-in</li> </ul>
		Ice	<ul style="list-style-type: none"> <li>Adult Skate</li> <li>Shinny</li> </ul>
			Court/Field Sports
Trent Hills Public Library	All Ages	Arts/ Leisure/ Social	<ul style="list-style-type: none"> <li>Hastings Social Circle</li> <li>Kaleidoscope</li> <li>Hastings Community Lunch</li> <li>Campbellford Book Club</li> <li>Author Spotlight Book Club</li> <li>Hot Topic Book Club</li> <li>Campbellford Writers' Group</li> <li>Hastings Writers' Group</li> <li>Warkworth Crochet Club</li> <li>Campbellford Crochet &amp; Knitting Club</li> <li>Trent Hills Chess Club</li> <li>Soft as a Cloud Knitting Guild</li> <li>Play Reading Group</li> <li>Watercolour Painting</li> <li>Paint Night</li> </ul>

Organizer	Age Group	Program Area	Program Examples
		Fitness/ Movement	<ul style="list-style-type: none"> <li>● Chair Exercise</li> <li>● Tai Chi</li> <li>● Chair Yoga</li> <li>● Vinyasa Yoga</li> <li>● Fit for Life Social Dance</li> </ul>
		Education & Learning	<ul style="list-style-type: none"> <li>● Computer Basics</li> <li>● Android Phone &amp; Tablet</li> <li>● Digital Drop-In</li> <li>● Author Reading</li> </ul>
	Families & Youth		<ul style="list-style-type: none"> <li>● Preschool Storytime</li> <li>● Tots &amp; Tykes</li> <li>● Baby &amp; Me</li> <li>● Children's Author Reading</li> </ul>
YMCA Northumberland	All Ages	Court/Field Sports	<ul style="list-style-type: none"> <li>● Pickleball</li> </ul>
		Fitness/ Movement	<ul style="list-style-type: none"> <li>● Core &amp; Strength</li> <li>● Bootcamp</li> <li>● Strong Bodies</li> <li>● Yoga</li> <li>● Beginner Pilates</li> <li>● Chair Pilates</li> <li>● Chair Yoga</li> <li>● Chair Strength Yoga</li> <li>● CycleFit</li> <li>● Weights/CrossFit Area</li> </ul>
	Seniors		<ul style="list-style-type: none"> <li>● Prime Time</li> </ul>
	All Ages		<ul style="list-style-type: none"> <li>● Open Swim</li> <li>● Lane Swim</li> <li>● Ability Swim</li> </ul>
	Adults		<ul style="list-style-type: none"> <li>● AquaYoga</li> <li>● AquaFit</li> <li>● Gentle AquaFit</li> <li>● Water Bootcamp</li> <li>● Adult Therapy Swim</li> <li>● Swimming Lessons</li> </ul>
	Families & Youth		<ul style="list-style-type: none"> <li>● Swimming Lessons</li> </ul>

Organizer	Age Group	Program Area	Program Examples
			<ul style="list-style-type: none"> <li>• Parent &amp; Tot Swim</li> <li>• Baby Bootcamp</li> </ul>
Campbellford Curling & Fitness	All Ages	Court	<ul style="list-style-type: none"> <li>• Line Dancing</li> <li>• Squash</li> <li>• Squash 57 (Racquetball)</li> </ul>
		Fitness/ Movement	<ul style="list-style-type: none"> <li>• Fitness Centre</li> </ul>
	Adults	Ice	<ul style="list-style-type: none"> <li>• Curling Leagues</li> <li>• Learn to Curl</li> </ul>
	Families & Youth		<ul style="list-style-type: none"> <li>• Curling</li> </ul>
Community-based Volunteer Groups, Public Agencies & Not-for-Profits	Adults	Fitness/ Movement	<ul style="list-style-type: none"> <li>• Indoor Walking and Exercise</li> </ul>
	All Ages		<ul style="list-style-type: none"> <li>• Bid Euchre</li> <li>• Bingo</li> <li>• Warkworth Kitchen Party (Weekly Open Mic Night)</li> <li>• Friends of Ferris Guided Walks</li> </ul>
	Adults		<ul style="list-style-type: none"> <li>• Grief Support Group</li> <li>• Arts &amp; Crafts for Adults</li> <li>• Westben Festival Chorus</li> </ul>
	Families & Youth		<ul style="list-style-type: none"> <li>• Cookie Choir</li> <li>• Youth Chorus</li> <li>• Teen Chorus</li> <li>• Singing In Full Bloom Community Song Circles</li> <li>• Girl Guides</li> </ul>
Private Providers	Families & Youth	Fitness/ Movement	<ul style="list-style-type: none"> <li>• Martial Arts</li> <li>• Ballet</li> </ul>
	Adults		<ul style="list-style-type: none"> <li>• Martial Arts</li> <li>• Hatha Yoga</li> <li>• Stability Yoga</li> <li>• Hatha/Yin Yoga</li> </ul>

